

City of Hartford  
Connecticut

# **Historical Election Results**

2001- 2015

Compiled from Official Election Documents

# CITY OF HARTFORD - REGISTRARS OF VOTERS

atic Town Committee Primary in Assembly Districts# 4,5, and 7. NO PARTY END

March 02, 2010

Voting District(s)	Beginning Totals	Additions/ Deletions	NewTotal	Number Voting	Not Voting	Percent Voted
001	0	0	0	0	0	0.00%
002	0	0	0	0	0	0.00%
003	0	0	0	0	0	0.00%
004	0	0	0	0	0	0.00%
005	2169	-2	2167	144	2023	6.65%
006	2253	2	2255	121	2134	5.37%
007	2218	0	2218	142	2076	6.40%
008	0	0	0	0	0	0.00%
009	0	0	0	0	0	0.00%
010	0	0	0	0	0	0.00%
011	0	0	0	0	0	0.00%
012	0	0	0	0	0	0.00%
013	0	0	0	0	0	0.00%
014	0	0	0	0	0	0.00%
015	869	2	871	62	809	7.12%
016	1451	1	1452	79	1373	5.44%
017	1735	2	1737	118	1619	6.79%
018	1077	5	1082	127	955	11.74%
019	424	0	424	99	325	23.35%
020	1233	0	1233	82	1151	6.65%
021	1216	3	1219	180	1039	14.77%
022	2072	3	2075	106	1969	5.11%
023	1642	2	1644	203	1441	12.35%
<b>Total:</b>	<b>18359</b>	<b>18</b>	<b>18377</b>	<b>1463</b>	<b>16914</b>	<b>7.96%</b>

2010 MAR - 3 P 3:34

TOWN & CITY CLERK  
HARTFORD

State of Connecticut  
Office of the Secretary of the State  
Election Services Division

PRESCRIBED FORM FOR RETURN OF VOTES CAST AT A MUNICIPAL OR  
TOWN COMMITTEE PRIMARY  
(C.G.S. §9-440 and . §9-314(b))

Head moderator, or moderator in municipalities with only a single voting district, to complete, sign, and forthwith transmit one copy of this return, **BY FAX and MAIL** or by hand delivery, to **SECRETARY OF THE STATE**, Election Services Division, 30 Trinity Street, P.O. Box 150470, Hartford, CT 06115-0470. Use additional pages, if necessary. A duplicate return is to be filed with the municipal clerk.

City  
Town of HARTFORD  
Borough

Date of Primary: MARCH 2, 2010  
Party:  REPUBLICAN  
 DEMOCRATIC

Part I - Candidates

Office or Position Designation  
(from ballot,  
including political  
division, if  
applicable--e.g.,  
Council District,  
Ward, etc.)

Candidate  
(from ballot)

Number of  
Votes Received

TOWN COMMITTEE - AD 4	1B	EDWIN ESCRIBANO	159
TOWN COMMITTEE - AD 4	2B	HOMAYRA GOMEZ	148
TOWN COMMITTEE - AD 4	3B	MIGDALIA GOMEZ	160
TOWN COMMITTEE - AD 4	4B	JOSE U. MORALES	162
TOWN COMMITTEE - AD 4	5B	WILLIE C. OWENS	150
TOWN COMMITTEE - AD 4	6B	APOLINAR ROSARIO-TIRADO	141
TOWN COMMITTEE - AD 4	7B	LUZ V. SULLIVAN	174
TOWN COMMITTEE - AD 4	8B	ELVIS R. TEJADA	145
TOWN COMMITTEE - AD 4	9B	SAMMY VAZQUEZ	163
TOWN COMMITTEE - AD 4	1C	FREDERICK L. ANDERSON	182
TOWN COMMITTEE - AD 4	2C	RALPH ARENA	179
TOWN COMMITTEE - AD 4	3C	SEAN P. ARENA	175
TOWN COMMITTEE - AD 4	4C	ANDRE CABAN	174
TOWN COMMITTEE - AD 4	5C	GLORIA M. PIMENTAL	182
TOWN COMMITTEE - AD 4	6C	KELVIN ROLDAN	225
TOWN COMMITTEE - AD 4	7C	SCOTT EDWARD SANTUCCI	171
TOWN COMMITTEE - AD 4	8C	BARBARA SILVA	190
TOWN COMMITTEE - AD 4	9C	EDISON SILVA	178

*John U. Bagdasarian*

2010 MAR - 3 P 3: 34


TOWN & CITY CLERK  
HARTFORD

Part II - Official Check List Report

- |  |  |  |
|--|--|--|
|  | A. Total number of names on official check list (include only the active enrollment list and names restored to it on primary day): | B. Total number of names checked as having voted, by machine and by absentee ballot (as counted on official check list): |
| 1. Entire Municipality:<br>(Town, Borough, City)                             | _____  | _____  |
| 2. Political Subdivision if applicable (e.g., Council District, Ward, etc.): | A. Total number of names on official check list (include only the active enrollment list and names restored to it on primary day): | B. Total number of names checked as having voted, by machine and by absentee ballot (as counted on official check list): |

001	0	0
002	0	0
003	0	0
004	0	0
005	2167	144
006	2255	121
007	2218	142
008	0	0
009	0	0
010	0	0
011	0	0
012	0	0
013	0	0
014	0	0
015	871	62
016	1452	79
017	1737	118
018	1082	127
019	424	99
020	1233	82
021	1219	180
022	2075	106
023	1644	203

I hereby certify that the foregoing are the returns of the primary of the above-named party in the above-named municipality, legally warned and held on MARCH 2, 2010.

SIGN HERE: X 

3/3/10  
Date

Head Moderator     Moderator  
[-check one-]

Head Moderator's/ Moderator's Telephone Numbers:

(860) 778-9983  
( Home )

( Work )

# CITY OF HARTFORD - Official Candidate Voting District

Recount - (Democratic Town Committee Primary in Assembly Districts# 4 ONLY. NO PARTY ENDORSED)

TOWN & CLERK  
HARTFORD

March 05, 2010

Voting Districts	1	2	3	4	5	6	7	8	9	10	11	12	13	14	15	16	17	18	19	20	21	22	23	2010 TOTALS
<b>TOWN COMMITTEE - ASSEMBLY DISTRICT 4</b>																								
1B Edwin Escribano	0	0	0	0	0	0	0	0	0	0	0	0	0	0	22	34	42	60	0	0	0	0	0	158
2B Homayra Gomez	0	0	0	0	0	0	0	0	0	0	0	0	0	0	19	29	42	57	0	0	0	0	0	147
3B Migdalia Gomez	0	0	0	0	0	0	0	0	0	0	0	0	0	0	20	33	48	59	0	0	0	0	0	160
4B Jose U. Morales	0	0	0	0	0	0	0	0	0	0	0	0	0	0	20	34	46	62	0	0	0	0	0	162
5B Willie C. Owens	0	0	0	0	0	0	0	0	0	0	0	0	0	0	18	32	44	56	0	0	0	0	0	150
6B Apolinar Rosario-Tirado	0	0	0	0	0	0	0	0	0	0	0	0	0	0	16	26	44	55	0	0	0	0	0	141
7B Luz V. Sullivan	0	0	0	0	0	0	0	0	0	0	0	0	0	0	23	31	50	70	0	0	0	0	0	174
8B Elvis R. Tejada	0	0	0	0	0	0	0	0	0	0	0	0	0	0	19	27	43	56	0	0	0	0	0	145
9B Sammy Vazquez	0	0	0	0	0	0	0	0	0	0	0	0	0	0	20	34	50	59	0	0	0	0	0	163
1C Frederick L. Anderson	0	0	0	0	0	0	0	0	0	0	0	0	0	0	34	40	53	53	0	0	0	0	0	180
2C Ralph Arena	0	0	0	0	0	0	0	0	0	0	0	0	0	0	36	38	51	51	0	0	0	0	0	176
3C Sean P. Arena	0	0	0	0	0	0	0	0	0	0	0	0	0	0	38	35	50	52	0	0	0	0	0	175
4C Andre Caban	0	0	0	0	0	0	0	0	0	0	0	0	0	0	32	36	55	48	0	0	0	0	0	171
5C Gloria M. Pimental	0	0	0	0	0	0	0	0	0	0	0	0	0	0	35	37	54	54	0	0	0	0	0	180
6C Kelvin Roldan	0	0	0	0	0	0	0	0	0	0	0	0	0	0	42	45	71	66	0	0	0	0	0	224
7C Scott Edward Santucci	0	0	0	0	0	0	0	0	0	0	0	0	0	0	35	39	52	44	0	0	0	0	0	170
8C Barbara Silva	0	0	0	0	0	0	0	0	0	0	0	0	0	0	37	36	59	58	0	0	0	0	0	190
9C Edison Silva	0	0	0	0	0	0	0	0	0	0	0	0	0	0	35	33	54	54	0	0	0	0	0	176
<b>Total:</b>	<b>0</b>	<b>0</b>	<b>0</b>	<b>0</b>	<b>0</b>	<b>0</b>	<b>0</b>	<b>0</b>	<b>0</b>	<b>0</b>	<b>0</b>	<b>0</b>	<b>0</b>	<b>0</b>	<b>501</b>	<b>619</b>	<b>908</b>	<b>1014</b>	<b>0</b>	<b>0</b>	<b>0</b>	<b>0</b>	<b>0</b>	<b>3042</b>

John P. Bazzano

2010 MAR 5 P 3:07

FORM V (Rev. 7/04)  
ELECTION

TOWN & CITY CLERK  
HARTFORD


**ELECTION RECANVASS / PROVISIONAL BALLOT RETURN FORM**

**TO: Secretary of the State  
30 Trinity Street  
Hartford, Connecticut 06106**

2010 MAR -5 P 3:07

**Attention: Election Services Division**

Town} \_\_\_\_\_  
City of} HARTFORD  
rough}  
Date of Recanvass: 03/05/2010

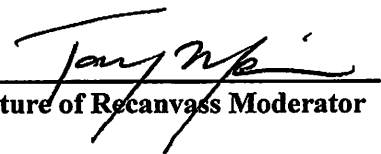


Number of Provisional Ballots: Received   N/A   Counted   N/A   Rejected   N/A  

I certify that on the date above, a recanvass/provisional ballot count was made of the votes cast at the MUNICIPAL- Primary election for the office(s) specified below, and that at said recanvass/provisional ballot count the following candidates received the number of votes indicated:

OFFICES(S) (Including District)	C A N D I D A T E S	PARTY	VOTE TOTALS BEFORE RECOUNT	TOTAL PROVISIO NAL BALLOT VOTE	TOTAL VOTES AFTER RECOUNT (Including Provisional Ballots and Write-in votes for Candidates Listed)
Committee AD4	EDWIN ESCRIBANO	D	159	N/A	158
Town Committee AD4	HOMAYRA GOMEZ	D	148	N/A	147
Town Committee AD4	MIGDALIA GONEZ	D	160	N/A	160
Town Committee AD4	JOSE U. MORALES	D	162	N/A	162
Town Committee AD4	WILLIE C. OWENS	D	150	N/A	150
Town Committee AD4	APOLINAR ROSARIO-TIRADO	D	141	N/A	141
Town Committee AD4	LUZ V. SULLIVAN	D	174	N/A	174
Town Committee AD4	ELVIS R. TEJADA	D	145	N/A	145
Town Committee AD4	SAMMY VAZQUEZ	D	163	N/A	163
Town Committee AD4	FREDERICK L. ANDERSON	D	182	N/A	180
Town Committee AD4	RALPH ARENA	D	179	N/A	176
Town Committee AD4	SEAN P. ARENA	D	175	N/A	175
Town Committee AD4	ANDRE CABAN	D	174	N/A	171
Town Committee AD4	GLORIA M. PIMENTAL	D	182	N/A	180
Town Committee AD4	KELVIN ROLDAN	D	225	N/A	224
Town Committee AD4	SCOTT EDWARD SANTUCCI	D	171	N/A	170
Committee AD4	BARBARA SILVA	D	190	N/A	190
Committee AD4	EDISON SILVA	D	178	N/A	176

A copy of this return has been filed with the clerk of the town.  
The original canvass was  was not  correctly made.

  
Signature of Recanvass Moderator

STATEWIDE DEMOCRATIC PRIMARY  
AUGUST 10, 2010



# CITY OF HARTFORD - Official Candidate Votes by District

State and District Democratic Primary

August 10, 2010

Voting Districts	1	2	3	4	5	6	7	8	9	10	11	12	13	14	15	16	17	18	19	20	21	22	23	TOTALS		
<b>GOVERNOR</b>																										
Dan Malloy	181	94	338	101	212	214	269	77	131	130	207	173	144	211	62	84	83	115	101	84	168	105	125		3409	
Ned Lamont	214	60	204	101	200	208	349	155	253	200	181	171	192	192	66	133	115	99	45	76	69	142	144		3569	
<b>Total:</b>	<b>395</b>	<b>154</b>	<b>542</b>	<b>202</b>	<b>412</b>	<b>422</b>	<b>618</b>	<b>232</b>	<b>384</b>	<b>330</b>	<b>388</b>	<b>344</b>	<b>336</b>	<b>403</b>	<b>128</b>	<b>217</b>	<b>198</b>	<b>214</b>	<b>146</b>	<b>160</b>	<b>237</b>	<b>247</b>	<b>269</b>		<b>6978</b>	
<b>LT. GOVERNOR</b>																										
Nancy Wyman	200	99	338	119	221	257	317	81	144	141	119	200	158	237	68	81	93	112	101	92	173	133	169		3653	
Mary Messina Glassman	145	48	182	79	155	111	239	125	216	156	122	142	144	135	50	115	96	74	45	59	51	96	81		2666	
<b>Total:</b>	<b>345</b>	<b>147</b>	<b>520</b>	<b>198</b>	<b>376</b>	<b>368</b>	<b>556</b>	<b>206</b>	<b>360</b>	<b>297</b>	<b>241</b>	<b>342</b>	<b>302</b>	<b>372</b>	<b>118</b>	<b>196</b>	<b>189</b>	<b>186</b>	<b>146</b>	<b>151</b>	<b>224</b>	<b>229</b>	<b>250</b>		<b>6319</b>	
<b>STATE SENATOR - SENATORIAL DISTRICT 1</b>																										
John W. Fonfara	0	0	0	99	0	0	0	109	199	179	256	216	156	275	67	88	88	100	106	0	162	0	0		2100	
Ed Vargas	0	0	0	88	0	0	0	130	203	178	127	161	194	139	78	142	130	115	33	0	81	0	0		1799	
<b>Total:</b>	<b>0</b>	<b>0</b>	<b>0</b>	<b>187</b>	<b>0</b>	<b>0</b>	<b>0</b>	<b>239</b>	<b>402</b>	<b>357</b>	<b>383</b>	<b>377</b>	<b>350</b>	<b>414</b>	<b>145</b>	<b>230</b>	<b>218</b>	<b>215</b>	<b>139</b>	<b>0</b>	<b>243</b>	<b>0</b>	<b>0</b>		<b>3899</b>	
<b>STATE REPRESENTATIVE - ASSEMBLY DISTRICT 1</b>																										
Matthew Ritter	163	102	371	103	0	0	0	0	0	0	0	0	0	0	0	0	0	0	0	0	0	0	0	0		739
Kenneth P. Green	243	57	178	105	0	0	0	0	0	0	0	0	0	0	0	0	0	0	0	0	0	0	0	0		583
<b>Total:</b>	<b>406</b>	<b>159</b>	<b>549</b>	<b>208</b>	<b>0</b>	<b>0</b>	<b>0</b>	<b>0</b>	<b>0</b>	<b>0</b>	<b>0</b>	<b>0</b>	<b>0</b>	<b>0</b>	<b>0</b>	<b>0</b>	<b>0</b>	<b>0</b>	<b>0</b>	<b>0</b>	<b>0</b>	<b>0</b>	<b>0</b>	<b>0</b>		<b>1322</b>
<b>STATE REPRESENTATIVE - ASSEMBLY DISTRICT 4</b>																										
Kelvin Roldan	0	0	0	0	0	0	0	0	0	0	0	0	0	0	68	96	94	125	0	0	0	0	0		383	
Angel S. Morales	0	0	0	0	0	0	0	0	0	0	0	0	0	0	61	125	110	78	0	0	0	0	0		374	
<b>Total:</b>	<b>0</b>	<b>0</b>	<b>0</b>	<b>0</b>	<b>0</b>	<b>0</b>	<b>0</b>	<b>0</b>	<b>0</b>	<b>0</b>	<b>0</b>	<b>0</b>	<b>0</b>	<b>0</b>	<b>129</b>	<b>221</b>	<b>204</b>	<b>203</b>	<b>0</b>	<b>0</b>	<b>0</b>	<b>0</b>	<b>0</b>		<b>757</b>	



# CITY OF HARTFORD - Official Candidate Votes by District

## State and District Democratic Primary

### August 10, 2010

Voting Districts	1	2	3	4	5	6	7	8	9	10	11	12	13	14	15	16	17	18	19	20	21	22	23	TOTALS		
<b>GOVERNOR</b>																										
Dan Malloy	181	94	338	101	212	214	269	77	131	130	207	173	144	211	62	84	83	115	101	84	168	105	125		3409	
Ned Lamont	214	60	204	101	200	208	349	155	253	200	181	171	192	192	66	133	115	99	45	76	69	142	144		3569	
<b>Total:</b>	<b>395</b>	<b>154</b>	<b>542</b>	<b>202</b>	<b>412</b>	<b>422</b>	<b>618</b>	<b>232</b>	<b>384</b>	<b>330</b>	<b>388</b>	<b>344</b>	<b>336</b>	<b>403</b>	<b>128</b>	<b>217</b>	<b>198</b>	<b>214</b>	<b>146</b>	<b>160</b>	<b>237</b>	<b>247</b>	<b>269</b>	<b>6978</b>		
<b>LT. GOVERNOR</b>																										
Nancy Wyman	200	99	338	119	221	257	317	81	144	141	119	200	158	237	68	81	93	112	101	92	173	133	169		3653	
Mary Messina Glassman	145	48	182	79	155	111	239	125	216	156	122	142	144	135	50	115	96	74	45	59	51	96	81		2666	
<b>Total:</b>	<b>345</b>	<b>147</b>	<b>520</b>	<b>198</b>	<b>376</b>	<b>368</b>	<b>556</b>	<b>206</b>	<b>360</b>	<b>297</b>	<b>241</b>	<b>342</b>	<b>302</b>	<b>372</b>	<b>118</b>	<b>196</b>	<b>189</b>	<b>186</b>	<b>146</b>	<b>151</b>	<b>224</b>	<b>229</b>	<b>250</b>	<b>6319</b>		
<b>STATE SENATOR - SENATORIAL DISTRICT 1</b>																										
John W. Fonfara	0	0	0	99	0	0	0	109	199	179	256	216	156	275	67	88	88	100	106	0	162	0	0		2100	
Ed Vargas	0	0	0	88	0	0	0	130	203	178	127	161	194	139	78	142	130	115	33	0	81	0	0		1799	
<b>Total:</b>	<b>0</b>	<b>0</b>	<b>0</b>	<b>187</b>	<b>0</b>	<b>0</b>	<b>0</b>	<b>239</b>	<b>402</b>	<b>357</b>	<b>383</b>	<b>377</b>	<b>350</b>	<b>414</b>	<b>145</b>	<b>230</b>	<b>218</b>	<b>215</b>	<b>139</b>	<b>0</b>	<b>243</b>	<b>0</b>	<b>0</b>	<b>3899</b>		
<b>STATE REPRESENTATIVE - ASSEMBLY DISTRICT 1</b>																										
Matthew Ritter	163	102	371	103	0	0	0	0	0	0	0	0	0	0	0	0	0	0	0	0	0	0	0	0		739
Kenneth P. Green	243	57	178	105	0	0	0	0	0	0	0	0	0	0	0	0	0	0	0	0	0	0	0	0		583
<b>Total:</b>	<b>406</b>	<b>159</b>	<b>549</b>	<b>208</b>	<b>0</b>	<b>0</b>	<b>0</b>	<b>0</b>	<b>0</b>	<b>0</b>	<b>0</b>	<b>0</b>	<b>0</b>	<b>0</b>	<b>0</b>	<b>0</b>	<b>0</b>	<b>0</b>	<b>0</b>	<b>0</b>	<b>0</b>	<b>0</b>	<b>0</b>	<b>0</b>	<b>1322</b>	
<b>STATE REPRESENTATIVE - ASSEMBLY DISTRICT 4</b>																										
Kelvin Roldan	0	0	0	0	0	0	0	0	0	0	0	0	0	0	68	96	94	125	0	0	0	0	0		383	
Angel S. Morales	0	0	0	0	0	0	0	0	0	0	0	0	0	0	61	125	110	78	0	0	0	0	0		374	
<b>Total:</b>	<b>0</b>	<b>0</b>	<b>0</b>	<b>0</b>	<b>0</b>	<b>0</b>	<b>0</b>	<b>0</b>	<b>0</b>	<b>0</b>	<b>0</b>	<b>0</b>	<b>0</b>	<b>0</b>	<b>129</b>	<b>221</b>	<b>204</b>	<b>203</b>	<b>0</b>	<b>0</b>	<b>0</b>	<b>0</b>	<b>0</b>	<b>0</b>	<b>757</b>	

2010 AUG 11 P 4: 12  
*[Signature]*  
 383  
 374  
 757

TOWN & CITY CLERK  
 HARTFORD

# CITY OF HARTFORD - Official Candidate Votes by District

State and District Democratic Primary

August 10, 2010

Voting Districts	1	2	3	4	5	6	7	8	9	10	11	12	13	14	15	16	17	18	19	20	21	22	23	TOTALS
<b>STATE REPRESENTATIVE - ASSEMBLY DISTRICT 6</b>																								
Hector Robles	0	0	0	0	0	0	0	0	0	0	231	246	184	285	0	0	0	0	0	0	0	0	0	946
Alyssa S. Peterson	0	0	0	0	0	0	0	0	0	0	132	112	134	108	0	0	0	0	0	0	0	0	0	486
<b>Total:</b>	<b>0</b>	<b>0</b>	<b>0</b>	<b>0</b>	<b>0</b>	<b>0</b>	<b>0</b>	<b>0</b>	<b>0</b>	<b>0</b>	<b>363</b>	<b>358</b>	<b>318</b>	<b>393</b>	<b>0</b>	<b>0</b>	<b>0</b>	<b>0</b>	<b>0</b>	<b>0</b>	<b>0</b>	<b>0</b>	<b>0</b>	<b>1432</b>
<b>STATE REPRESENTATIVE - ASSEMBLY DISTRICT 7</b>																								
Rjo Winch	0	0	0	0	155	161	155	0	0	0	0	0	0	0	0	0	0	0	0	0	0	0	0	471
Douglas McCrory	0	0	0	0	236	247	464	0	0	0	0	0	0	0	0	0	0	0	0	0	0	0	0	947
<b>Total:</b>	<b>0</b>	<b>0</b>	<b>0</b>	<b>0</b>	<b>391</b>	<b>408</b>	<b>619</b>	<b>0</b>	<b>0</b>	<b>0</b>	<b>0</b>	<b>0</b>	<b>0</b>	<b>0</b>	<b>0</b>	<b>0</b>	<b>0</b>	<b>0</b>	<b>0</b>	<b>0</b>	<b>0</b>	<b>0</b>	<b>0</b>	<b>1418</b>
<b>SECRETARY OF STATE</b>																								
Denise Merrill	182	87	358	112	226	224	257	67	105	108	189	162	134	220	56	68	72	92	95	75	148	107	129	3273
Gerry Garcia	136	53	157	75	155	130	274	146	263	198	151	184	174	154	66	134	120	96	41	63	75	117	117	3079
<b>Total:</b>	<b>318</b>	<b>140</b>	<b>515</b>	<b>187</b>	<b>381</b>	<b>354</b>	<b>531</b>	<b>213</b>	<b>368</b>	<b>306</b>	<b>340</b>	<b>346</b>	<b>308</b>	<b>374</b>	<b>122</b>	<b>202</b>	<b>192</b>	<b>188</b>	<b>136</b>	<b>138</b>	<b>223</b>	<b>224</b>	<b>246</b>	<b>6352</b>
<b>STATE COMPTROLLER</b>																								
Kevin Lembo	194	95	370	128	239	207	284	74	152	132	204	194	149	239	63	94	95	106	109	77	163	117	137	3622
Michael J. Jarjura	117	45	122	55	132	138	241	116	195	153	110	136	135	112	51	99	87	75	30	56	54	101	96	2456
<b>Total:</b>	<b>311</b>	<b>140</b>	<b>492</b>	<b>183</b>	<b>371</b>	<b>345</b>	<b>525</b>	<b>190</b>	<b>347</b>	<b>285</b>	<b>314</b>	<b>330</b>	<b>284</b>	<b>351</b>	<b>114</b>	<b>193</b>	<b>182</b>	<b>181</b>	<b>139</b>	<b>133</b>	<b>217</b>	<b>218</b>	<b>233</b>	<b>6078</b>

DEMOCRATIC STATE PRIMARY

AUGUST 10, 2010  
 ABSENTEE BALLOT DATA

DISTRICT	LIVILIAN BALLOTS ISSUED	LIVILIAN BALLOTS RETURNED	ARMED FORCES BALLOTS ISSUED	ARMED FORCES BALLOTS RETURNED									
1	26	20	0	0									
2	19	18	0	0									
3	96	86	1	1									
4	18	15	0	0									
5	68	60	0	0									
6	119	98	0	0									
7	46	34	0	0									
8	37	26	0	0									
9	91	62	0	0									
10	50	40	0	0									
11	49	40	0	0									
12	25	19	0	0									
13	11	9	0	0									
14	77	72	1	0									
15	4	4	0	0									
16	30	23	0	0									
17	36	27	0	0									
18	31	24	0	0									
19	13	11	0	0									
20	10	5	0	0									
21	133	97	0	0									
22	27	17	0	0									
23	47	32	0	0									

TOTALS: 1063 839 2 1

# CITY OF HARTFORD - REGISTRARS OF VOTERS

## State and District Democratic Primary

August 10, 2010


Voting District(s)	Beginning Totals	Additions/ Deletions	NewTotal	Number Voting	Not Voting	Percent Voted
001	1474	2	1476	424	1052	28.73%
002	402	-2	400	161	239	40.25%
003	1226	2	1228	560	668	45.60%
004	698	1	699	217	482	31.04%
005	2056	7	2063	427	1636	20.70%
006	2250	1	2251	440	1811	19.55%
007	2203	7	2210	630	1580	28.51%
008	1437	7	1444	263	1181	18.21%
009	1958	12	1970	418	1552	21.22%
010	2108	2	2110	371	1739	17.58%
011	1438	0	1438	420	1018	29.21%
012	1822	6	1828	391	1437	21.39%
013	1612	6	1618	365	1253	22.56%
014	1731	3	1734	436	1298	25.14%
015	884	8	892	158	734	17.71%
016	1467	9	1476	244	1232	16.53%
017	1741	8	1749	231	1518	13.21%
018	1104	7	1111	243	868	21.87%
019	416	-1	415	147	268	35.42%
020	1142	3	1145	159	986	13.89%
021	1197	6	1203	258	945	21.45%
022	1933	15	1948	254	1694	13.04%
023	1530	11	1541	267	1274	17.33%
<b>Total:</b>	<b>33829</b>	<b>120</b>	<b>33949</b>	<b>7484</b>	<b>26465</b>	<b>22.04%</b>

**Part II - Official Check List Report**

	A. Total number of names on official check list (include only the active enrollment list and names restored to it on primary day):	B. Total number of names <u>checked</u> as having voted, by machine <u>and</u> by absentee ballot (as <u>counted</u> on official check list):
1. Entire Municipality: (Town, Borough, City)	33,829	7,484
2. Political Subdivision if applicable (e.g., Assembly District, Ward, etc.):		
001	1,476	424
002	400	162
003	1,228	560
004	699	277
005	2,063	427
006	2,257	440
007	2,210	630
008	1,444	263
009	1,970	418
010	2,110	371
011	1,438	420
012	1,828	391
013	1,618	365
014	1,734	436
015	892	158
016	1,476	244
017	1,749	231
018	1,111	243
019	415	147
020	1,145	159
021	1,203	258
022	1,948	254
023	1,541	267

I hereby certify that the foregoing are the returns of the primary of the above-named party in the above-named municipality, legally warned and held on 8/10/10.

SIGN HERE: X



8/11/10  
Date

X Head Moderator  Moderator  
[-check one-]

Head Moderator's/ Moderator's Telephone Numbers:

N/A (Home) (860) 778-9983 (Work)

FORM V (Rev. 7/04)  
ELECTION

**ELECTION RECANVASS / PROVISIONAL BALLOT RETURN FORM**

**TO: Secretary of the State  
30 Trinity Street  
Hartford, Connecticut 06106**

**Attention: Election Services Division**

Town}  
City of} **HARTFORD**  
Borough}

**Date of Recanvass: 8/16/2010**

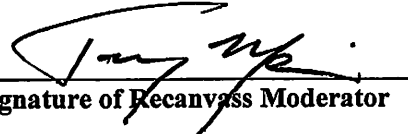
Number of Provisional Ballots: Received \_\_N/A\_\_ Counted \_\_N/A\_\_ Rejected \_\_N/A\_\_

I certify that on the date above, a recanvass/provisional ballot count was made of the votes cast at the **DEMOCRATIC STATE/DISTRICT PRIMARY** election for the office(s) specified below, and that at said recanvass/ provisional ballot count the following candidates received the number of votes indicated:

OFFICES(S) (Including District)	C A N D I D A T E S	PARTY	VOTE TOTALS BEFORE RECOUNT	TOTAL PROVISIONAL BALLOT VOTE	TOTAL VOTES AFTER RECOUNT (Including Provisional Ballots and Write-in votes for Candidates Listed)
STATE REPRESENTATIVE 1 <sup>ST</sup> ASSEMBLY	MATTHEW RITTER	DEM	739	N/A	742
	KENNETH P. GREEN	DEM	583	N/A	582
STATE REPRESENTATIVE 4 <sup>TH</sup> ASSEMBLY	KELVIN ROLDAN	DEM	383	N/A	382
	ANGEL M. MORALES	DEM	374	N/A	376

A copy of this return has been filed with the clerk of the town.

The original canvass was  was not  correctly made.

  
Signature of Recanvass Moderator

(1)

State of Connecticut  
Office of the Secretary of the State  
Election Services Division

**PRESCRIBED FORM FOR RETURN OF VOTES CAST AT A STATE PRIMARY**  
(C.G.S. §9-440 and . §9-314(b))

Head moderator, or moderator in municipalities with only a single voting district, to complete, sign, and forthwith transmit one copy of this return, **BY FAX and MAIL** or by hand delivery, to **SECRETARY OF THE STATE**, Election Services Division, 30 Trinity Street, P.O. Box 150470, Hartford, CT 06115-0470. Use additional pages, if necessary. A duplicate return is to be filed with the municipal clerk.

Date of Primary: August 10, 2010

City  
Town of HARTFORD

Party:  REPUBLICAN  
 DEMOCRATIC

Part I - Candidates

Office or Position Designation

(from ballot,  
including political  
subdivision, if  
applicable--e.g.,  
Assembly District,  
Ward, etc.)

Candidate  
(from ballot)

Number of  
Votes Received

GOVERNOR	Dan Malloy	3,409
GOVERNOR	Ned Lamont	3,569
LT. GOVERNOR	Nancy Wyman	3,653
LT. GOVERNOR	Mary Messina Glassman	2,666
STATE SENATOR-SENATORIAL DISTRICT 1	John W. Fonfara	2,100
STATE SENATOR-SENATORIAL DISTRICT 1	Ed Vargas	1,799
STATE REPRESENTATIVE-ASSEMBLY DISTRICT 1	Matthew Ritter	739
STATE REPRESENTATIVE-ASSEMBLY DISTRICT 1	Kenneth P. Green	583
STATE REPRESENTATIVE-ASSEMBLY DISTRICT 4	Kelvin Roldan	383
STATE REPRESENTATIVE-ASSEMBLY DISTRICT 4	Angel S. Morales	37
STATE REPRESENTATIVE-ASSEMBLY DISTRICT 6	Hector Robles	9
STATE REPRESENTATIVE-ASSEMBLY DISTRICT 6	Alyssa S. Peterson	486
STATE REPRESENTATIVE-ASSEMBLY DISTRICT 7	Rjo Winch	471
STATE REPRESENTATIVE-ASSEMBLY DISTRICT 7	Douglas McCrory	947
SECRETARY OF STATE	Denise Merrill	3,273
SECRETARY OF STATE	Gerry Garcia	3,079
STATE COMPTROLLER	Kevin Lembo	3,622
STATE COMPTROLLER	Michael L. Jarjura	2,456

*John U. Bagshaw*

2010 AUG 11 P 4: 12

# CITY OF HARTFORD - Official Candidate Votes by District

State and District Republican Primary

August 10, 2010

Voting Districts	1	2	3	4	5	6	7	8	9	10	11	12	13	14	15	16	17	18	19	20	21	22	23	TOTALS	
<b>GOVERNOR</b>																									
1A Tom Foley	1	7	21	7	13	0	4	2	11	5	23	6	8	23	1	2	6	2	7	4	2	2	2		159
1B Michael Fedele	3	4	9	3	7	0	3	1	6	3	15	15	8	9	3	3	2	7	8	5	0	1	0		115
1C Oz Griebel	3	9	18	2	10	0	2	1	3	5	11	8	7	6	4	2	2	5	14	1	1	1	0		115
<b>Total:</b>	<b>7</b>	<b>20</b>	<b>48</b>	<b>12</b>	<b>30</b>	<b>0</b>	<b>9</b>	<b>4</b>	<b>20</b>	<b>13</b>	<b>49</b>	<b>29</b>	<b>23</b>	<b>38</b>	<b>8</b>	<b>7</b>	<b>10</b>	<b>14</b>	<b>29</b>	<b>10</b>	<b>3</b>	<b>4</b>	<b>2</b>		<b>389</b>
<b>LT. GOVERNOR</b>																									
2A Mark D. Boughton	0	8	13	5	14	0	2	4	10	7	20	10	10	12	3	2	5	5	10	3	1	2	1		147
2B Lisa Wilson-Foley	5	12	31	6	14	0	4	0	8	4	21	14	10	24	4	3	5	6	15	6	2	2	1		197
<b>Total:</b>	<b>5</b>	<b>20</b>	<b>44</b>	<b>11</b>	<b>28</b>	<b>0</b>	<b>6</b>	<b>4</b>	<b>18</b>	<b>11</b>	<b>41</b>	<b>24</b>	<b>20</b>	<b>36</b>	<b>7</b>	<b>5</b>	<b>10</b>	<b>11</b>	<b>25</b>	<b>9</b>	<b>3</b>	<b>4</b>	<b>2</b>		<b>344</b>
<b>UNITED STATES SENATOR</b>																									
3A Linda E. McMahon	1	11	17	7	18	0	2	3	10	7	26	20	12	21	3	4	4	9	18	5	2	3	1		204
3B Peter David Schiff	2	3	14	2	6	0	1	0	3	4	8	6	2	9	2	1	2	1	7	2	1	0	1		77
3C Rob Simmons	4	6	16	3	7	0	5	0	7	3	15	3	10	8	2	2	4	2	4	2	0	1	0		104
<b>Total:</b>	<b>7</b>	<b>20</b>	<b>47</b>	<b>12</b>	<b>31</b>	<b>0</b>	<b>8</b>	<b>3</b>	<b>20</b>	<b>14</b>	<b>49</b>	<b>29</b>	<b>24</b>	<b>38</b>	<b>7</b>	<b>7</b>	<b>10</b>	<b>12</b>	<b>29</b>	<b>9</b>	<b>3</b>	<b>4</b>	<b>2</b>		<b>385</b>
<b>REPRESENTATIVE IN CONGRESS</b>																									
4A Ann Brickley	4	18	26	3	16	0	3	2	9	5	32	14	13	17	2	3	7	6	18	3	1	3	2		207
4B Mark Zydanowicz	2	1	17	7	12	0	2	1	10	6	10	11	8	18	5	2	3	5	6	6	2	1	0		135
<b>Total:</b>	<b>6</b>	<b>19</b>	<b>43</b>	<b>10</b>	<b>28</b>	<b>0</b>	<b>5</b>	<b>3</b>	<b>19</b>	<b>11</b>	<b>42</b>	<b>25</b>	<b>21</b>	<b>35</b>	<b>7</b>	<b>5</b>	<b>10</b>	<b>11</b>	<b>24</b>	<b>9</b>	<b>3</b>	<b>4</b>	<b>2</b>		<b>342</b>
<b>STATE ATTORNEY GENERAL</b>																									
5A Martha Dean	2	12	19	6	18	0	5	3	7	6	28	17	11	15	2	2	4	5	13	5	2	3	2		187
5B Ross Garber	4	7	25	4	12	0	2	0	11	5	17	9	11	21	4	3	5	7	13	4	0	1	1		166



## CITY OF HARTFORD

REPUBLICAN STATE PRIMARY  
AUGUST 10, 2010

(COMPILATION OF VOTES AND ENROLLMENT IN ACCORDANCE WITH SECTION 9-307)

DISTRICT	NUMBER OF NAMES ON LIST	+ OR -	NEW TOTAL OF NAMES ON LIST	NUMBER CHECKED AS VOTING	NUMBER LISTED AS NOT VOTING	PERCENTAGE	NAMES OF ASSISTANT REGISTRARS
1	44	1	45	7	38	15.56	ROSALIND ODUM
2	67	0	67	20	47	29.85	VACANT ST CLAIRE KNOWLIN
3	113	-1	112	50	62	44.64	VACANT JOEN VAZQUEZ
	44	0	44	13	31	29.55	BETTY AYERS MARIE PERRY
	35	2	37	30	7	81.08	EDWARD MCGINN FLEETIE FLOYD
6	65	0	65	0	65	0.00	VACANT
7	70	0	70	9	61	12.86	VACANT LYNETTE STEPHENSON
8	56	0	56	4	52	7.14	VACANT MARIA HERNENDEZ
9	109	2	111	22	89	19.82	CIERA ESQUILIN JOSUE MALDONADO
10	100	2	102	14	88	13.73	VACANT LORETTA LONG
11	151	1	152	51	101	33.55	RAFAEL DELVALLE DIDNO ANDINO
12	137	0	137	32	105	23.36	LATOYA FITZWILLIAM
13	105	1	106	26	80	24.53	VACANT VIRGINIA GERENA
14	154	-1	153	38	115	24.84	ALICE ROGALA VACANT
	38	0	38	8	30	21.05	APRIL LYNNE MOTLEY VACANT
	48	0	48	7	41	14.58	SHEILA THOMAS SUSAN PLAZA
17	159	1	160	9	151	5.63	DOROTHY LUMPKIN VACANT
18	45	1	46	14	32	30.43	HERMINIA KIERNAN VACANT
19	96	0	96	30	66	31.25	CHERESE TUCKER SAMUEL BROWN
20	51	2	53	10	43	18.87	VACANT RENETTA THOMAS
21	28	0	28	3	25	10.71	VACANT JACQUELINE SHAW
22	36	0	36	4	32	11.11	MILDRED MORGAN EMANUEL H. HART
23	23	-1	22	3	19	13.64	VACANT DERRICK GRAY
TOTALS:	1774	10	1784	404	1380	22.65	

REPUBLICAN STATE PRIMARY

AUGUST 10, 2010

ABSENTEE BALLOT DATA

DISTRICT	LIVILIAN BALLOTS ISSUED	LIVILIAN BALLOTS RETURNED	ARMED FORCES BALLOTS ISSUED	ARMED FORCES BALLOTS RETURNED										
1	2	1	0	0										
2	5	3	0	0										
3	4	4	0	0										
4	1	1	0	0										
5	8	6	0	0										
6	0	0	0	0										
7	0	0	0	0										
8	0	0	0	0										
9	3	2	0	0										
10	1	0	0	0										
11	20	19	0	0										
12	2	2	0	0										
13	0	0	0	0										
14	11	9	1	0										
15	0	0	0	0										
16	0	0	0	0										
17	2	2	0	0										
18	0	0	0	0										
19	3	3	0	0										
20	3	2	0	0										
21	0	0	0	0										
22	0	0	0	0										
23	1	1	0	0										

TOTALS: 66 55 1 0

# CITY OF HARTFORD - REGISTRARS OF VOTERS

State and District Republican Primary

August 10, 2010

Voting District(s)	Beginning Totals	Additions/ Deletions	NewTotal	Number Voting	Not Voting	Percent Voted
001	44	1	45	7	38	15.56%
002	67	0	67	20	47	29.85%
003	113	-1	112	50	62	44.64%
004	44	0	44	13	31	29.55%
005	35	2	37	30	7	81.08%
006	65	0	65	0	65	0.00%
007	70	0	70	9	61	12.86%
008	56	0	56	4	52	7.14%
009	109	2	111	22	89	19.82%
010	100	2	102	14	88	13.73%
011	151	1	152	51	101	33.55%
012	137	0	137	32	105	23.36%
013	105	1	106	26	80	24.53%
014	154	-1	153	38	115	24.84%
015	38	0	38	8	30	21.05%
016	48	0	48	7	41	14.58%
017	159	1	160	9	151	5.63%
018	45	1	46	14	32	30.43%
019	96	0	96	30	66	31.25%
020	51	2	53	10	43	18.87%
021	28	0	28	3	25	10.71%
022	36	0	36	4	32	11.11%
023	23	-1	22	3	19	13.64%
<b>Total:</b>	<b>1774</b>	<b>10</b>	<b>1784</b>	<b>404</b>	<b>1380</b>	<b>22.65%</b>

*John J. Bonaguidi*  
2010 AUG 12 A 9:08

TOWN & CITY CLERK  
HARTFORD

State of Connecticut  
Office of the Secretary of the State  
Election Services Division

PRESCRIBED FORM FOR RETURN OF VOTES CAST AT A STATE PRIMARY  
(C.G.S. §9-440 and . §9-314(b))

Head moderator, or moderator in municipalities with only a single voting district, to complete, sign, and forthwith transmit one copy of this return, **BY FAX and MAIL** or by hand delivery, to **SECRETARY OF THE STATE**, Election Services Division, 30 Trinity Street, P.O. Box 150470, Hartford, CT 06115-0470. Use additional pages, if necessary. A duplicate return is to be filed with the municipal clerk.

Date of Primary: August 10, 2010

City  
Town of HARTFORD

Party:  REPUBLICAN  
 DEMOCRATIC

Part I - Candidates

Office or Position Designation

(from ballot,  
including political  
subdivision, if  
applicable--e.g.,  
Assembly District,  
Ward, etc.)

Candidate  
(from ballot)

Number of  
Votes Received

GOVERNOR	Tom Foley	159
GOVERNOR	Michael Fedele	115
GOVERNOR	Oz Griebel	115
LT. GOVERNOR	Mark D. Boughton	147
LT. GOVERNOR	Lisa Wilson-Foley	197
UNITED STATES SENATOR	Linda E. McMahon	204
UNITED STATES SENATOR	Peter David Schiff	77
UNITED STATES SENATOR	Rob Simmons	104
REPRESENTATIVE IN CONGRESS	Ann Brickley	207
REPRESENTATIVE IN CONGRESS	Mark Zydanowicz	135
STATE ATTORNEY GENERAL	Martha Dean	187
STATE ATTORNEY GENERAL	Ross Garber	166

*John V....*  
2010 AUG 12 A 9:08

Part II - Official Check List Report

	A. Total number of names on official check list (include only the active enrollment list and names restored to it on primary day):	B. Total number of names checked as having voted, by machine and by absentee ballot (as counted on official check list):
1. Entire Municipality: (Town, Borough, City)	1,719	404
2. Political Subdivision if applicable (e.g., Assembly District, Ward, etc.):		
001	45	7
002	67	20
003	112	50
004	44	13
005	37	30
006	65	0
007	70	9
008	56	4
009	111	22
010	102	14
011	152	51
012	137	32
013	106	26
014	153	38
015	38	8
016	48	7
017	160	9
018	46	14
019	96	30
020	53	10
021	28	3
022	36	4
023	22	3

I hereby certify that the foregoing are the returns of the primary of the above-named party in the above-named municipality, legally warned and held on AUG 10 2010

SIGN HERE: X [Signature]

AUG 11, 2010  
Date

Head Moderator     Moderator  
[-check one-]

Head Moderator's/ Moderator's Telephone Numbers:

860-296-0508 (Home)                      \_\_\_\_\_ (Work)

Republican State Primary  
August 10, 2010  
REPUBLICAN POLL WORKERS

Dist	Position	First Name	Last Name	Address	Zip	Pay
1 Achievement First Htfd.Acad-Gym	Assistant Registrar	Rosalind	Odum	711 Garden Street	06112	
2 Annie Fisher School Annex	Assistant Registrar	vacant			06112	
2 Annie Fisher School Annex	Assistant Registrar	St Claire	Knowlin	262 Vine Street		
3 Hartford Seminary	Assistant Registrar	vacant			06105	
3 Hartford Seminary	Assistant Registrar	Joen	Vazquez	242 So. Whitney Street		
4 United Methodist Church	Assistant Registrar	Betty	Ayers	170 Sisson Avenue	06105	
4 United Methodist Church	Assistant Registrar	Marie	Perry	944 Asylum Avenue	06105	
5 Grace Lutheran Church	Assostant Registrar	Edward	McGinn	170 Sisson Ave 3-306	06105	
5 Grace Lutheran Church	Assistant Registrar	Fleetie	Floyd	12 Willard Street	06105	
6 Liberty Christian Center	Assostant Registrar	vacant				
			7			
7 Rawson School	Assostant Registrar	vacant				
7 Rawson School	Assistant Registrar	Lynette	Stephenson	211 Pembroke Street	06112	
8 Parkville Community School	Assistant Registrar	vacant			06106	
8 Parkville Community School	Assistant Registrar	Maria	Hernandez	140 Russ Street	06106	
9 Burns School	Assistant Registrar	Ciera	Esquilin	31 York Street	06106	
9 Burns School	Assistant Registrar	Josue	Maldonado	97 Amity Street	06106	
			10			
10 Moylan School	Assistant Registrar	cacant			06106	
10 Moylan School	Assistant Registrar	Loretta	Long	305 Washington Street	06105	
11 Batchelder School	Assistant Registrar	Rafael	Delvalle	141 Woodland St, #605	06105	

Republican State Primary  
 August 10, 2010  
 REPUBLICAN POLL WORKERS

11 Batchelder School	Assistant Registrar	Didno	Andino	32 Mountford Street	06106
12 Kennelly School	Assistant Registrar	Latoya	Fitzwilliam	104 Cleveland Avenue	06120
12 Kennelly School	Assistant Registrar	vacant			
13 Southend Senior Wellness Center	Assistant Registrar	vacabt			
13 Southend Senior Wellness Center	Assistant Registrar	Virginia	Gerena	120 Retreat Ave.	06114
14 Metzner Center-Columbus Park	Assistant Registrar	Alice	Rogala	59 Hanmer Street	06114
14 Metzner Center-Columbus Park	Assistant Registrar	vacant			
15 Campfield Public Library	Assistant Registrar	April Lynne	Motley	532 Maple Avenue	06114
15 Campfield Public Library	Assistant Registrar	vacant			
		16			
16 Bulkeley High School	Assistant Registrar	Sheila	Thomas	30 Lisbon Street	06106
16 Bulkeley High School	Assistant Registrar	Susan	Plaza	390 Garden Street	06112
17 The Learning Corridor	Assistant Registrar	Dorothy	Lumpkin	53 Imlay Street B-2	06105
17 The Learning Corridor	Assistant Registrar	vacant			
18 Ramon Betances School	Assistant Registrar	Herminia	Kiernan	131 Wyllis Street	06106
18 Ramon Betances School	Assistant Registrar	vacant			
19 Hartford Public Library	Assistant Registrar	Cherese	Tucker	389 Main Street B-6	06106
19 Hartford Public Library	Assistant RegistrarB	Samuel	Brown	182 Seymour Street #G	06106
20 The Community Room	Assistant Registrar	vacant			
20 The Community Room	Assistant Registrar	Renetta	Thomas	127 Bedford Street #2A	06120
21 Sand Elementary School Library	Assistant Registrar	vacant			
21 Sand Elementary School Library	Assistant Registrar	Jacquiline	Shaw	62 Oakland Terrace	06112

Republican State Primary  
August 10, 2010  
REPUBLICAN POLL WORKERS

22 John C. Clark School	Assistant Registrar	Mildred	Morgan	176 Blue Hills Ave.	06112	
22 John C. Clark School	Assistant Registrar	Emanuel H.	Hart	86 Thomaston Street	06112	
23 Fred D. Wish School	Assistant Registrar	vacant				
23 Fred D. Wish School	Assistant RegistrarB	Derrick	Gray	101 Mary Shepard Place	06120	



DEMOCRATIC PRIMARY AUGUST 10, 2010

REGANVASS

AUGUST 16/2010

# CITY OF HARTFORD - Official Candidate Votes by District

Recount - (State and District Democratic Primary)

August 16, 2010

Voting Districts	1	2	3	4	5	6	7	8	9	10	11	12	13	14	15	16	17	18	19	20	21	22	23	TOTALS
<b>STATE REPRESENTATIVE - ASSEMBLY DISTRICT 4</b>																								
Kelvin Roldan	0	0	0	0	0	0	0	0	0	0	0	0	0	0	68	96	93	125	0	0	0	0	0	382
Angel S. Morales	0	0	0	0	0	0	0	0	0	0	0	0	0	0	61	125	111	79	0	0	0	0	0	376
<b>Total:</b>	<b>0</b>	<b>0</b>	<b>0</b>	<b>0</b>	<b>0</b>	<b>0</b>	<b>0</b>	<b>0</b>	<b>0</b>	<b>0</b>	<b>0</b>	<b>0</b>	<b>0</b>	<b>0</b>	<b>129</b>	<b>221</b>	<b>204</b>	<b>204</b>	<b>0</b>	<b>0</b>	<b>0</b>	<b>0</b>	<b>0</b>	<b>758</b>

TOWN & CITY CLERK  
HARTFORD

2010 AUG 23 P 3:47

*John V. Bary*

# CITY OF HARTFORD - Official Candidate Votes by District

Recount - (State and District Democratic Primary)

August 16, 2010

Voting Districts	1	2	3	4	5	6	7	8	9	10	11	12	13	14	15	16	17	18	19	20	21	22	23	TOTALS	
<b>STATE REPRESENTATIVE - ASSEMBLY DISTRICT 4</b>																									
Kelvin Roldan	0	0	0	0	0	0	0	0	0	0	0	0	0	0	68	96	93	125	0	0	0	0	0	0	382
Angel S. Morales	0	0	0	0	0	0	0	0	0	0	0	0	0	0	61	125	111	79	0	0	0	0	0	0	376
<b>Total:</b>	0	0	0	0	0	0	0	0	0	0	0	0	0	0	129	221	204	204	0	0	0	0	0	0	758

TOWN & CITY CLERK  
HARTFORD

2010 AUG 23 P 3:47

*John V. Bary*