

City of Hartford
Connecticut

Historical Election Results

2001- 2015

Compiled from Official Election Documents

CITY OF HARTFORD - Official Candidate Votes by District
Municipal Election for the Board of Education
November 03, 2009

Voting Districts		1	2	3	4	5	6	7	8	9	10	11	12	13	14	15	16	17	18	19	20	21	22	23	TOTALS
BOARD OF EDUCATION																									
1A	Nyesha McCauley	17	2	47	16	23	14	16	10	19	11	24	15	20	26	9	5	8	8	20	10	3	13	6	342
2A	Richard Barton	9	4	51	12	27	7	8	10	15	9	25	15	16	23	11	6	4	6	13	6	7	9	8	301
3A	Michael J. Fryar	8	9	55	16	24	6	7	8	16	12	30	12	19	25	9	3	5	3	16	15	2	11	6	317
1B	Lori L. Hudson	111	23	93	34	88	125	149	46	48	71	59	48	44	64	24	49	36	62	26	50	38	79	105	1472
2B	Luis Rodriguez-Davila	63	18	51	32	69	65	67	54	68	89	47	52	52	71	22	50	51	65	25	34	40	56	67	1208
3B	Albert L. Barrueco	57	27	122	23	90	57	62	44	36	61	50	34	47	62	18	41	39	51	35	30	31	48	56	1121
1C	Elizabeth Brad Noel	89	33	195	60	134	65	155	40	42	47	79	60	52	60	15	27	21	32	62	52	13	46	62	1441
2C	Robert Cotto, Jr.	55	25	188	62	113	42	98	37	62	60	69	69	50	60	20	30	19	33	36	36	17	32	48	1261
3C	Sharon Patterson-Stallings	91	29	134	50	104	66	112	32	48	40	53	52	39	49	13	20	14	23	46	40	17	64	55	1191
1D	Lillian Milly Arciniegas	7	5	55	4	18	19	19	8	36	32	43	44	29	34	3	9	14	11	6	12	9	6	24	447
2D	Mary R. Storey	14	2	18	1	12	30	37	9	13	17	16	24	15	13	5	4	3	9	10	14	7	21	41	335
3D	Cherylann Perry	17	3	6	6	15	13	26	4	9	9	17	21	10	11	0	6	3	8	3	9	4	11	24	235
1E	Ines Duke Pegeas	14	4	12	5	9	23	69	5	3	6	9	8	5	9	1	7	1	1	3	9	0	11	19	233
Total:		552	184	1027	321	726	532	825	307	415	464	521	454	398	507	150	257	218	312	301	317	188	407	521	9904

CITY OF HARTFORD - REGISTRARS OF VOTERS

Municipal Election for the Board of Education

November 03, 2009

Voting District(s)	Beginning Totals	Additions/ Deletions	NewTotal	Number Voting	Not Voting	Percent Voted
001	1967	1	1968	196	1772	9.96%
002	590	0	590	64	526	10.85%
003	1816	-1	1815	359	1456	19.78%
004	1036	2	1038	121	917	11.66%
005	3091	1	3092	254	2838	8.21%
006	2891	2	2893	192	2701	6.64%
007	2854	0	2854	295	2559	10.34%
008	2055	2	2057	116	1941	5.64%
009	2585	2	2587	154	2433	5.95%
010	2696	7	2703	168	2535	6.22%
011	2169	0	2169	187	1982	8.62%
012	2597	5	2602	164	2438	6.30%
013	2257	4	2261	141	2120	6.24%
014	2516	0	2516	181	2335	7.19%
015	1301	1	1302	54	1248	4.15%
016	1867	0	1867	94	1773	5.03%
017	2557	2	2559	79	2480	3.09%
018	1393	5	1398	109	1289	7.80%
019	707	-1	706	106	600	15.01%
020	1679	1	1680	112	1568	6.67%
021	1458	3	1461	62	1399	4.24%
022	2599	-2	2597	140	2457	5.39%
023	2006	4	2010	179	1831	8.91%
Total:	46687	38	46725	3527	43198	7.55%

City of Hartford Recount Listing by Candidate

Municipal Election for the Board of Education

November 03, 2009

Office: Board of Education


Seats: 4

Lever (Name)	Total	Win/Loose Diff	Total Having Voted: 9904	
			0.5%	50
1B (Lori L. Hudson)	1472			
1C (Elizabeth Brad Noël)	1441			
2C (Robert Cotto, Jr.)	1261			
2B (Luis Rodriguez-Davila)	1208			
3C (Sharon Patterson-Stallings)	1191	(17)	Automatic Recount	
3B (Albert L. Barrueco)	1121			
1D (Lillian Milly Arciniegas)	447			
1A (Nyesha McCauley)	342			
2D (Mary R. Storey)	335			
3A (Michael J. Fryar)	317			
2A (Richard Barton)	301			
3D (Cherylann Perry)	235			
1E (Ines Duke Pegeas)	233			
Office Totals	9904			

Part IV - Official Check List Report

	A. Total number of names on official check list (include only the active registry list and names restored to it on election day):	B. Total number of names checked as having voted; by machine and by absentee ballot (as counted on official check list):
1. Entire Municipality: (Town, Borough, City)	_____	_____
2. Political Subdivision if applicable (e.g., Council District, Ward, etc.):	A. Total number of names on official check list (include only the active registry list and names restored to it on election day):	B. Total number of names checked as having voted, by machine and by absentee ballot (as counted on official check list):
1 _____	1,968 _____	196 _____
2 _____	590 _____	64 _____
3 _____	1,815 _____	359 _____
4 _____	1,038 _____	121 _____
5 _____	3,092 _____	254 _____
6 _____	2,893 _____	192 _____
7 _____	2,854 _____	295 _____
8 _____	2,057 _____	116 _____
9 _____	2,587 _____	154 _____
10 _____	2,703 _____	168 _____
11 _____	2,169 _____	187 _____
12 _____	2,602 _____	164 _____
13 _____	2,261 _____	141 _____
14 _____	2,516 _____	181 _____
15 _____	1,302 _____	54 _____
16 _____	1,867 _____	94 _____
17 _____	2,559 _____	79 _____
18 _____	1,398 _____	109 _____
19 _____	706 _____	106 _____
20 _____	1,680 _____	112 _____
21 _____	1,461 _____	62 _____
22 _____	2,597 _____	140 _____
23 _____	2,010 _____	179 _____

I hereby certify that the foregoing are the returns of the municipal election in the above-named municipality, legally warned and held on NOVEMBER 3, 2009

SIGN HERE: X 

NOVEMBER 4, 2009
Date

EUGENE CIMIANO
Print name

X Head Moderator [-check one-] Moderator

Head Moderator's/ Moderator's Telephone Numbers:

860-296-0508 (Home) N/A (Work)

State of Connecticut
Office of the Secretary of the State
Legislation & Elections Administration Division

PRESCRIBED FORM FOR RETURN OF VOTES CAST AT A MUNICIPAL ELECTION
(C.G.S. §9-314(b))

ONE SET of return forms is enclosed. After all entries have been completed and proofread and any corrections made, the complete set of returns should be photocopied and both sets signed in the original by the Head Moderator, or Moderator in municipalities with only a single voting district, at each place indicated and deliver one set of such returns either (1) by fax to the Secretary of the State by 12:00 midnight on Election Day and then deliver such return to the Secretary of the State not later than the third day after the election (no later than Friday after a Tuesday election), or (2) by hand delivery to the Secretary of the State, Legislation & Elections Administration Division, 30 Trinity Street, P.O. Box 150470, Hartford, CT 06115-0470 not later than 6:00 p.m. of the day after the election, (Wednesday, November 4, 2009) or to the State Police not later than 4:00 p.m. Wednesday, November 4 and to deliver the other set to the Town Clerk on or before November 4, 2009. Use additional pages, if necessary.

City
Town of **HARTFORD**
Borough

Date of Election: November 3, 2009

Part I - Candidates on Ballot

<u>Office Designation</u> (from ballot label, including political subdivision, if applicable--e.g., Council District, Ward, etc.)	<u>Candidate</u> (from ballot label)	<u>Party</u> (from ballot label)	<u>Number of Votes Received</u> (including write-in votes specified below)*
BOARD OF EDUCATION	NYESHA McCAULEY	REPUBLICAN	342
" " "	RICHARD BARTON	REPUBLICAN	301
" " "	MICHAEL J. FRYAR	REPUBLICAN	317
" " "	LORI L. HUDSON	DEMOCRAT	1,472
" " "	LUIS RODRIGUEZ -DAVILA	DEMOCRAT	1,208
" " "	ALBERT L. BARRUECO	DEMOCRAT	1,121
" " "	ELIZABETH BRAD NOEL	WORKING FAMILIES	1,441
" " "	ROBERT COTTO, JR.	WORKING FAMILIES	1,261
" " "	SHARON PATTERSON - STALLINGS	WORKING FAMILIES	1,191
" " "	LILLIAN MILLY	PARENTS CHOICE	447
" " "	ARCINIEGAS		
" " "	MARY R. STOREY	PARENTS CHOICE	335
" " "	CHERYLANN PERRY	PARENTS CHOICE	235
" " "	INES DUKE PEGEAS	PETITIONING CANDIDATE	233

RECEIVED
CITY OF HARTFORD
2009 NOV 16 AM 10:42
REGISTRARS OF VOTERS

Include write-in votes cast for candidates for any office, provided the write-in vote on any single ballot doesn't result in two votes being cast for the same candidate for the same office.

FORM V (Rev. 7/04)
ELECTION

ELECTION RECANVASS / PROVISIONAL BALLOT RETURN FORM

TO: Secretary of the State
30 Trinity Street
Hartford, Connecticut 06106

Attention: Election Services Division

Town} _____
City of} HARTFORD
Borough} _____

Date of Recanvass: 11/09/2009

2009 NOV 10 A 11:40
 TOWN & CITY CLERK
 HARTFORD

Number of Provisional Ballots: Received N/A Counted N/A Rejected N/A

I certify that on the date above, a recanvass/provisional ballot count was made of the votes cast at the MUNICIPAL election for the office(s) specified below, and that at said recanvass/ provisional ballot count the following candidates received the number of votes indicated:

OFFICES(S) (Including District)	CANDIDATES	PARTY	VOTE TOTALS BEFORE RECOUNT	TOTAL PROVISIONAL BALLOT VOTE	TOTAL VOTES AFTER RECOUNT (Including Provisional Ballots and Write-in votes for Candidates Listed)
BOARD OF EDUCATION					
*****	NYESHA McCAULEY	REP	342	N/A	348
*****	RICHARD BARTON	REP	301	N/A	306
*****	MICHAEL J. FRYAR	REP	317	N/A	321
*****	LORI L. HUDSON	DEM	1472	N/A	1487
*****	LUIS RODRIGUEZ- DAVILA	DEM	1208	N/A	1219
*****	ALBERT L. BARRUECO	DEM	1121	N/A	1133
*****	ELIZABETH BRAD NOEL	*WF	1441	N/A	1448
*****	ROBERT COTTO, JR	*WF	1261	N/A	1265

DEMOCRATIC TOWN COMMITTEE PRIMARY
MARCH 2, 2010

CITY OF HARTFORD - Official Candidate Votes by District

Democratic Town Committee Primary in Assembly Districts# 4,5, and 7. NO PARTY ENDORSED

March 02, 2010

Voting Districts	1	2	3	4	5	6	7	8	9	10	11	12	13	14	15	16	17	18	19	20	21	22	23	TOTALS
TOWN COMMITTEE - ASSEMBLY DISTRICT 4																								
1B Edwin Escribano	0	0	0	0	0	0	0	0	0	0	0	0	0	0	22	34	42	61	0	0	0	0	0	159
2B Homayra Gomez	0	0	0	0	0	0	0	0	0	0	0	0	0	0	19	29	42	58	0	0	0	0	0	148
3B Migdalia Gomez	0	0	0	0	0	0	0	0	0	0	0	0	0	0	20	33	48	59	0	0	0	0	0	160
4B Jose U. Morales	0	0	0	0	0	0	0	0	0	0	0	0	0	0	20	34	46	62	0	0	0	0	0	162
5B Willie C. Owens	0	0	0	0	0	0	0	0	0	0	0	0	0	0	18	32	44	56	0	0	0	0	0	150
6B Apolinar Rosario-Tirado	0	0	0	0	0	0	0	0	0	0	0	0	0	0	16	26	44	55	0	0	0	0	0	141
7B Luz V. Sullivan	0	0	0	0	0	0	0	0	0	0	0	0	0	0	23	31	50	70	0	0	0	0	0	174
8B Elvis R. Tejada	0	0	0	0	0	0	0	0	0	0	0	0	0	0	19	27	43	56	0	0	0	0	0	145
9B Sammy Vazquez	0	0	0	0	0	0	0	0	0	0	0	0	0	0	20	34	50	59	0	0	0	0	0	163
1C Frederick L. Anderson	0	0	0	0	0	0	0	0	0	0	0	0	0	0	34	40	54	54	0	0	0	0	0	182
2C Ralph Arena	0	0	0	0	0	0	0	0	0	0	0	0	0	0	36	38	52	53	0	0	0	0	0	179
3C Sean P. Arena	0	0	0	0	0	0	0	0	0	0	0	0	0	0	38	35	50	52	0	0	0	0	0	175
4C Andre Caban	0	0	0	0	0	0	0	0	0	0	0	0	0	0	32	36	56	50	0	0	0	0	0	174
5C Gloria M. Pimental	0	0	0	0	0	0	0	0	0	0	0	0	0	0	35	37	55	55	0	0	0	0	0	182
6C Kelvin Roldan	0	0	0	0	0	0	0	0	0	0	0	0	0	0	42	45	72	66	0	0	0	0	0	225
7C Scott Edward Santucci	0	0	0	0	0	0	0	0	0	0	0	0	0	0	35	39	53	44	0	0	0	0	0	171
8C Barbara Silva	0	0	0	0	0	0	0	0	0	0	0	0	0	0	37	36	59	58	0	0	0	0	0	190
9C Edison Silva	0	0	0	0	0	0	0	0	0	0	0	0	0	0	36	33	54	55	0	0	0	0	0	178
Total:	0	0	0	0	0	0	0	0	0	0	0	0	0	0	502	619	914	1023	0	0	0	0	0	3058

174
145
163
182
179
175
174

2010 MAR - 3 P 3:34

TOWN & CITY CLERK
HARTFORD

TOWN COMMITTEE - ASSEMBLY DISTRICT 5

1B W. Michael Downes	0	0	0	0	0	0	0	0	0	0	0	0	0	0	0	0	0	0	6	27	48	59	75	215
----------------------	---	---	---	---	---	---	---	---	---	---	---	---	---	---	---	---	---	---	---	----	----	----	----	-----

CITY OF HARTFORD - Official Candidate Votes by District
Democratic Town Committee Primary in Assembly Districts# 4,5, and 7. NO PARTY ENDORSED
March 02, 2010

Voting Districts	1	2	3	4	5	6	7	8	9	10	11	12	13	14	15	16	17	18	19	20	21	22	23	TOTALS	
TOWN COMMITTEE - ASSEMBLY DISTRICT 5																									
2B	Juanita M. Giles	0	0	0	0	0	0	0	0	0	0	0	0	0	0	0	0	0	0	4	27	49	67	88	235
3B	Glendowlyn L. Hall	0	0	0	0	0	0	0	0	0	0	0	0	0	0	0	0	0	0	9	28	51	67	84	239
4B	Ashley J. Johnson	0	0	0	0	0	0	0	0	0	0	0	0	0	0	0	0	0	0	4	27	44	64	86	225
5B	Joseph L. Martinez	0	0	0	0	0	0	0	0	0	0	0	0	0	0	0	0	0	0	3	26	49	57	66	201
6B	Brandon L. McGee, Jr.	0	0	0	0	0	0	0	0	0	0	0	0	0	0	0	0	0	0	5	26	48	70	96	245
7B	Charles F. Oxley	0	0	0	0	0	0	0	0	0	0	0	0	0	0	0	0	0	0	5	23	46	59	66	199
8B	Paul M. Ritter	0	0	0	0	0	0	0	0	0	0	0	0	0	0	0	0	0	0	8	28	51	61	93	241
9B	Olga Iris Vazquez	0	0	0	0	0	0	0	0	0	0	0	0	0	0	0	0	0	0	4	26	55	64	80	229
10B	Radames V. Vazquez	0	0	0	0	0	0	0	0	0	0	0	0	0	0	0	0	0	0	3	27	53	65	79	227
11B	Charlene Williams	0	0	0	0	0	0	0	0	0	0	0	0	0	0	0	0	0	0	6	26	49	65	94	240
12B	Ludella Perry Williams	0	0	0	0	0	0	0	0	0	0	0	0	0	0	0	0	0	0	4	26	49	64	99	242
1C	Mamie M. Bell	0	0	0	0	0	0	0	0	0	0	0	0	0	0	0	0	0	0	86	34	110	39	114	383
2C	Alffe Blake	0	0	0	0	0	0	0	0	0	0	0	0	0	0	0	0	0	0	87	42	104	27	82	342
3C	Donald S. Brown, Jr	0	0	0	0	0	0	0	0	0	0	0	0	0	0	0	0	0	0	89	35	110	32	100	366
4C	Julio A. Concepcion	0	0	0	0	0	0	0	0	0	0	0	0	0	0	0	0	0	0	89	35	112	21	71	328
5C	Eric Crawford	0	0	0	0	0	0	0	0	0	0	0	0	0	0	0	0	0	0	91	35	108	34	103	371
6C	Marc A. DiBella	0	0	0	0	0	0	0	0	0	0	0	0	0	0	0	0	0	0	91	32	110	27	78	338
7C	Steven M.Harris	0	0	0	0	0	0	0	0	0	0	0	0	0	0	0	0	0	0	91	42	112	39	110	394
8C	Georgiana E. Holloway	0	0	0	0	0	0	0	0	0	0	0	0	0	0	0	0	0	0	82	36	115	34	82	349
9C	Marie Lopez Kirkley-Bey	0	0	0	0	0	0	0	0	0	0	0	0	0	0	0	0	0	0	88	51	113	40	99	391
10C	Frank Xavier Sentner	0	0	0	0	0	0	0	0	0	0	0	0	0	0	0	0	0	0	87	36	101	27	72	323

CITY OF HARTFORD - Official Candidate Votes by District

Democratic Town Committee Primary in Assembly Districts# 4,5, and 7. NO PARTY ENDORSED

March 02, 2010

Voting Districts		1	2	3	4	5	6	7	8	9	10	11	12	13	14	15	16	17	18	19	20	21	22	23	TOTALS	
TOWN COMMITTEE - ASSEMBLY DISTRICT 5																										
11C	Clorinda Soldevila	0	0	0	0	0	0	0	0	0	0	0	0	0	0	0	0	0	0	86	33	112	28	70		329
12C	Rebecca A. Wareing	0	0	0	0	0	0	0	0	0	0	0	0	0	0	0	0	0	0	90	34	108	28	74		334
Total:		0	0	0	0	0	0	0	0	0	0	0	0	0	0	0	0	0	0	1118	762	1907	1138	2061		6986
TOWN COMMITTEE - ASSEMBLY DISTRICT 7																										
1B	Paul Basch	0	0	0	0	106	75	81	0	0	0	0	0	0	0	0	0	0	0	0	0	0	0	0	0	262
2B	Karen Cato	0	0	0	0	79	69	78	0	0	0	0	0	0	0	0	0	0	0	0	0	0	0	0	0	226
3B	Darrell S. Garner	0	0	0	0	89	72	78	0	0	0	0	0	0	0	0	0	0	0	0	0	0	0	0	0	239
4B	Carl Hardrick	0	0	0	0	82	84	102	0	0	0	0	0	0	0	0	0	0	0	0	0	0	0	0	0	268
5B	Prenzina Raines Holloway	0	0	0	0	69	83	67	0	0	0	0	0	0	0	0	0	0	0	0	0	0	0	0	0	219
6B	Shawn R. Holloway	0	0	0	0	73	81	79	0	0	0	0	0	0	0	0	0	0	0	0	0	0	0	0	0	233
7B	Douglas McCrory	0	0	0	0	90	82	112	0	0	0	0	0	0	0	0	0	0	0	0	0	0	0	0	0	284
8B	Naomi Crawford Mckoy	0	0	0	0	75	78	81	0	0	0	0	0	0	0	0	0	0	0	0	0	0	0	0	0	234
9B	Judith A. Pegram	0	0	0	0	68	68	69	0	0	0	0	0	0	0	0	0	0	0	0	0	0	0	0	0	205
10B	Shirley A. Surgeon	0	0	0	0	85	80	85	0	0	0	0	0	0	0	0	0	0	0	0	0	0	0	0	0	250
11B	Donna Thompson-Daniel	0	0	0	0	72	73	75	0	0	0	0	0	0	0	0	0	0	0	0	0	0	0	0	0	220
12B	Louis Watkins, Jr.	0	0	0	0	82	76	108	0	0	0	0	0	0	0	0	0	0	0	0	0	0	0	0	0	266
13B	Andrew Woods	0	0	0	0	80	81	109	0	0	0	0	0	0	0	0	0	0	0	0	0	0	0	0	0	270
1C	Helen Boutte	0	0	0	0	21	16	46	0	0	0	0	0	0	0	0	0	0	0	0	0	0	0	0	0	83
2C	Jacqueline Baskin Bryant	0	0	0	0	23	28	54	0	0	0	0	0	0	0	0	0	0	0	0	0	0	0	0	0	105
3C	Yvonne Daniels	0	0	0	0	22	21	45	0	0	0	0	0	0	0	0	0	0	0	0	0	0	0	0	0	88
4C	Douglas J. Green	0	0	0	0	33	28	65	0	0	0	0	0	0	0	0	0	0	0	0	0	0	0	0	0	126

CITY OF HARTFORD - Official Candidate Votes by District
 Democratic Town Committee Primary in Assembly Districts# 4,5, and 7. NO PARTY ENDORSED
 March 02, 2010

Voting Districts		1	2	3	4	5	6	7	8	9	10	11	12	13	14	15	16	17	18	19	20	21	22	23	TOTALS
TOWN COMMITTEE - ASSEMBLY DISTRICT 7																									
5C	Nicki A. Webster	0	0	0	0	19	11	38	0	0	0	0	0	0	0	0	0	0	0	0	0	0	0	0	68
Total:		0	0	0	0	1168	1106	1372	0	0	0	0	0	0	0	0	0	0	0	0	0	0	0	0	3646

CITY OF HARTFORD - REGISTRARS OF VOTERS

atic Town Committee Primary in Assembly Districts# 4,5, and 7. NO PARTY END

March 02, 2010

Voting District(s)	Beginning Totals	Additions/ Deletions	NewTotal	Number Voting	Not Voting	Percent Voted
001	0	0	0	0	0	0.00%
002	0	0	0	0	0	0.00%
003	0	0	0	0	0	0.00%
004	0	0	0	0	0	0.00%
005	2169	-2	2167	144	2023	6.65%
006	2253	2	2255	121	2134	5.37%
007	2218	0	2218	142	2076	6.40%
008	0	0	0	0	0	0.00%
009	0	0	0	0	0	0.00%
010	0	0	0	0	0	0.00%
011	0	0	0	0	0	0.00%
012	0	0	0	0	0	0.00%
013	0	0	0	0	0	0.00%
014	0	0	0	0	0	0.00%
015	869	2	871	62	809	7.12%
016	1451	1	1452	79	1373	5.44%
017	1735	2	1737	118	1619	6.79%
018	1077	5	1082	127	955	11.74%
019	424	0	424	99	325	23.35%
020	1233	0	1233	82	1151	6.65%
021	1216	3	1219	180	1039	14.77%
022	2072	3	2075	106	1969	5.11%
023	1642	2	1644	203	1441	12.35%
Total:	18359	18	18377	1463	16914	7.96%

2010 MAR - 3 P 3:34

TOWN & CITY CLERK
HARTFORD

State of Connecticut
Office of the Secretary of the State
Election Services Division

PRESCRIBED FORM FOR RETURN OF VOTES CAST AT A MUNICIPAL OR
TOWN COMMITTEE PRIMARY
(C.G.S. §9-440 and . §9-314(b))

Head moderator, or moderator in municipalities with only a single voting district, to complete, sign, and forthwith transmit one copy of this return, **BY FAX and MAIL** or by hand delivery, to **SECRETARY OF THE STATE**, Election Services Division, 30 Trinity Street, P.O. Box 150470, Hartford, CT 06115-0470. Use additional pages, if necessary. A duplicate return is to be filed with the municipal clerk.

City
Town of HARTFORD
Borough

Date of Primary: MARCH 2, 2010
Party: REPUBLICAN
 DEMOCRATIC

Part I - Candidates

Office or Position Designation
(from ballot,
including political
division, if
applicable--e.g.,
Council District,
Ward, etc.)

Candidate
(from ballot)

Number of
Votes Received

TOWN COMMITTEE - AD 4	1B	EDWIN ESCRIBANO	159
TOWN COMMITTEE - AD 4	2B	HOMAYRA GOMEZ	148
TOWN COMMITTEE - AD 4	3B	MIGDALIA GOMEZ	160
TOWN COMMITTEE - AD 4	4B	JOSE U. MORALES	162
TOWN COMMITTEE - AD 4	5B	WILLIE C. OWENS	150
TOWN COMMITTEE - AD 4	6B	APOLINAR ROSARIO-TIRADO	141
TOWN COMMITTEE - AD 4	7B	LUZ V. SULLIVAN	174
TOWN COMMITTEE - AD 4	8B	ELVIS R. TEJADA	145
TOWN COMMITTEE - AD 4	9B	SAMMY VAZQUEZ	163
TOWN COMMITTEE - AD 4	1C	FREDERICK L. ANDERSON	182
TOWN COMMITTEE - AD 4	2C	RALPH ARENA	179
TOWN COMMITTEE - AD 4	3C	SEAN P. ARENA	175
TOWN COMMITTEE - AD 4	4C	ANDRE CABAN	174
TOWN COMMITTEE - AD 4	5C	GLORIA M. PIMENTAL	182
TOWN COMMITTEE - AD 4	6C	KELVIN ROLDAN	225
TOWN COMMITTEE - AD 4	7C	SCOTT EDWARD SANTUCCI	171
TOWN COMMITTEE - AD 4	8C	BARBARA SILVA	190
TOWN COMMITTEE - AD 4	9C	EDISON SILVA	178

John U. Bagdasarian


2010 MAR - 3 P 3: 34

TOWN & CITY CLERK
HARTFORD

Part II - Official Check List Report

	A. Total number of names on official check list (include only the active enrollment list and names restored to it on primary day):	B. Total number of names checked as having voted, by machine and by absentee ballot (as counted on official check list):
1. Entire Municipality: (Town, Borough, City)	_____	_____
2. Political Subdivision if applicable (e.g., Council District, Ward, etc.):	A. Total number of names on official check list (include only the active enrollment list and names restored to it on primary day):	B. Total number of names checked as having voted, by machine and by absentee ballot (as counted on official check list):
001	0	0
002	0	0
003	0	0
004	0	0
005	2167	144
006	2255	121
007	2218	142
008	0	0
009	0	0
010	0	0
011	0	0
012	0	0
013	0	0
014	0	0
015	871	62
016	1452	79
017	1737	118
018	1082	127
019	424	99
020	1233	82
021	1219	180
022	2075	106
023	1644	203

I hereby certify that the foregoing are the returns of the primary of the above-named party in the above-named municipality, legally warned and held on MARCH 2, 2010.

SIGN HERE: X 

3/3/10
Date

Head Moderator Moderator
[-check one-]

Head Moderator's/ Moderator's Telephone Numbers:

(860) 778-9983
(Home)

(Work)

CITY OF HARTFORD - Official Candidate Voting District

Recount - (Democratic Town Committee Primary in Assembly Districts# 4 ONLY. NO PARTY ENDORSED)

TOWN & CLERK
HARTFORD

March 05, 2010

Voting Districts	1	2	3	4	5	6	7	8	9	10	11	12	13	14	15	16	17	18	19	20	21	22	23	2010 TOTALS
TOWN COMMITTEE - ASSEMBLY DISTRICT 4																								
1B Edwin Escribano	0	0	0	0	0	0	0	0	0	0	0	0	0	0	22	34	42	60	0	0	0	0	0	158
2B Homayra Gomez	0	0	0	0	0	0	0	0	0	0	0	0	0	0	19	29	42	57	0	0	0	0	0	147
3B Migdalia Gomez	0	0	0	0	0	0	0	0	0	0	0	0	0	0	20	33	48	59	0	0	0	0	0	160
4B Jose U. Morales	0	0	0	0	0	0	0	0	0	0	0	0	0	0	20	34	46	62	0	0	0	0	0	162
5B Willie C. Owens	0	0	0	0	0	0	0	0	0	0	0	0	0	0	18	32	44	56	0	0	0	0	0	150
6B Apolinar Rosario-Tirado	0	0	0	0	0	0	0	0	0	0	0	0	0	0	16	26	44	55	0	0	0	0	0	141
7B Luz V. Sullivan	0	0	0	0	0	0	0	0	0	0	0	0	0	0	23	31	50	70	0	0	0	0	0	174
8B Elvis R. Tejada	0	0	0	0	0	0	0	0	0	0	0	0	0	0	19	27	43	56	0	0	0	0	0	145
9B Sammy Vazquez	0	0	0	0	0	0	0	0	0	0	0	0	0	0	20	34	50	59	0	0	0	0	0	163
1C Frederick L. Anderson	0	0	0	0	0	0	0	0	0	0	0	0	0	0	34	40	53	53	0	0	0	0	0	180
2C Ralph Arena	0	0	0	0	0	0	0	0	0	0	0	0	0	0	36	38	51	51	0	0	0	0	0	176
3C Sean P. Arena	0	0	0	0	0	0	0	0	0	0	0	0	0	0	38	35	50	52	0	0	0	0	0	175
4C Andre Caban	0	0	0	0	0	0	0	0	0	0	0	0	0	0	32	36	55	48	0	0	0	0	0	171
5C Gloria M. Pimental	0	0	0	0	0	0	0	0	0	0	0	0	0	0	35	37	54	54	0	0	0	0	0	180
6C Kelvin Roldan	0	0	0	0	0	0	0	0	0	0	0	0	0	0	42	45	71	66	0	0	0	0	0	224
7C Scott Edward Santucci	0	0	0	0	0	0	0	0	0	0	0	0	0	0	35	39	52	44	0	0	0	0	0	170
8C Barbara Silva	0	0	0	0	0	0	0	0	0	0	0	0	0	0	37	36	59	58	0	0	0	0	0	190
9C Edison Silva	0	0	0	0	0	0	0	0	0	0	0	0	0	0	35	33	54	54	0	0	0	0	0	176
Total:	0	0	0	0	0	0	0	0	0	0	0	0	0	0	501	619	908	1014	0	0	0	0	0	3042

John P. Bazzano

2010 MAR 5 P 3:07

FORM V (Rev. 7/04)
ELECTION

TOWN & CITY CLERK
HARTFORD


ELECTION RECANVASS / PROVISIONAL BALLOT RETURN FORM

**TO: Secretary of the State
30 Trinity Street
Hartford, Connecticut 06106**

2010 MAR -5 P 3:07

Attention: Election Services Division

Town} _____
City of} HARTFORD
rough}
Date of Recanvass: 03/05/2010




Number of Provisional Ballots: Received N/A Counted N/A Rejected N/A

I certify that on the date above, a recanvass/provisional ballot count was made of the votes cast at the MUNICIPAL- Primary election for the office(s) specified below, and that at said recanvass/provisional ballot count the following candidates received the number of votes indicated:

OFFICES(S) (Including District)	C A N D I D A T E S	PARTY	VOTE TOTALS BEFORE RECOUNT	TOTAL PROVISIO NAL BALLOT VOTE	TOTAL VOTES AFTER RECOUNT (Including Provisional Ballots and Write-in votes for Candidates Listed)
Committee AD4	EDWIN ESCRIBANO	D	159	N/A	158
Town Committee AD4	HOMAYRA GOMEZ	D	148	N/A	147
Town Committee AD4	MIGDALIA GONEZ	D	160	N/A	160
Town Committee AD4	JOSE U. MORALES	D	162	N/A	162
Town Committee AD4	WILLIE C. OWENS	D	150	N/A	150
Town Committee AD4	APOLINAR ROSARIO-TIRADO	D	141	N/A	141
Town Committee AD4	LUZ V. SULLIVAN	D	174	N/A	174
Town Committee AD4	ELVIS R. TEJADA	D	145	N/A	145
Town Committee AD4	SAMMY VAZQUEZ	D	163	N/A	163
Town Committee AD4	FREDERICK L. ANDERSON	D	182	N/A	180
Town Committee AD4	RALPH ARENA	D	179	N/A	176
Town Committee AD4	SEAN P. ARENA	D	175	N/A	175
Town Committee AD4	ANDRE CABAN	D	174	N/A	171
Town Committee AD4	GLORIA M. PIMENTAL	D	182	N/A	180
Town Committee AD4	KELVIN ROLDAN	D	225	N/A	224
Town Committee AD4	SCOTT EDWARD SANTUCCI	D	171	N/A	170
Committee AD4	BARBARA SILVA	D	190	N/A	190
Committee AD4	EDISON SILVA	D	178	N/A	176

A copy of this return has been filed with the clerk of the town.
The original canvass was was not correctly made.


Signature of Recanvass Moderator

STATEWIDE DEMOCRATIC PRIMARY
AUGUST 10, 2010



CITY OF HARTFORD - Official Candidate Votes by District

State and District Democratic Primary

August 10, 2010

Voting Districts	1	2	3	4	5	6	7	8	9	10	11	12	13	14	15	16	17	18	19	20	21	22	23	TOTALS	
GOVERNOR																									
Dan Malloy	181	94	338	101	212	214	269	77	131	130	207	173	144	211	62	84	83	115	101	84	168	105	125	3409	
Ned Lamont	214	60	204	101	200	208	349	155	253	200	181	171	192	192	66	133	115	99	45	76	69	142	144	3569	
Total:	395	154	542	202	412	422	618	232	384	330	388	344	336	403	128	217	198	214	146	160	237	247	269	6978	
LT. GOVERNOR																									
Nancy Wyman	200	99	338	119	221	257	317	81	144	141	119	200	158	237	68	81	93	112	101	92	173	133	169	3653	
Mary Messina Glassman	145	48	182	79	155	111	239	125	216	156	122	142	144	135	50	115	96	74	45	59	51	96	81	2666	
Total:	345	147	520	198	376	368	556	206	360	297	241	342	302	372	118	196	189	186	146	151	224	229	250	6319	
STATE SENATOR - SENATORIAL DISTRICT 1																									
John W. Fonfara	0	0	0	99	0	0	0	109	199	179	256	216	156	275	67	88	88	100	106	0	162	0	0	2100	
Ed Vargas	0	0	0	88	0	0	0	130	203	178	127	161	194	139	78	142	130	115	33	0	81	0	0	1799	
Total:	0	0	0	187	0	0	0	239	402	357	383	377	350	414	145	230	218	215	139	0	243	0	0	3899	
STATE REPRESENTATIVE - ASSEMBLY DISTRICT 1																									
Matthew Ritter	163	102	371	103	0	0	0	0	0	0	0	0	0	0	0	0	0	0	0	0	0	0	0	0	739
Kenneth P. Green	243	57	178	105	0	0	0	0	0	0	0	0	0	0	0	0	0	0	0	0	0	0	0	0	583
Total:	406	159	549	208	0	0	0	0	0	0	0	0	0	0	0	0	0	0	0	0	0	0	0	0	1322
STATE REPRESENTATIVE - ASSEMBLY DISTRICT 4																									
Kelvin Roldan	0	0	0	0	0	0	0	0	0	0	0	0	0	0	68	96	94	125	0	0	0	0	0	0	383
Angel S. Morales	0	0	0	0	0	0	0	0	0	0	0	0	0	0	61	125	110	78	0	0	0	0	0	0	374
Total:	0	0	0	0	0	0	0	0	0	0	0	0	0	0	129	221	204	203	0	0	0	0	0	0	757

CITY OF HARTFORD - Official Candidate Votes by District

State and District Democratic Primary

August 10, 2010

Voting Districts	1	2	3	4	5	6	7	8	9	10	11	12	13	14	15	16	17	18	19	20	21	22	23	TOTALS		
GOVERNOR																										
Dan Malloy	181	94	338	101	212	214	269	77	131	130	207	173	144	211	62	84	83	115	101	84	168	105	125		3409	
Ned Lamont	214	60	204	101	200	208	349	155	253	200	181	171	192	192	66	133	115	99	45	76	69	142	144		3569	
Total:	395	154	542	202	412	422	618	232	384	330	388	344	336	403	128	217	198	214	146	160	237	247	269	6978		
LT. GOVERNOR																										
Nancy Wyman	200	99	338	119	221	257	317	81	144	141	119	200	158	237	68	81	93	112	101	92	173	133	169		3653	
Mary Messina Glassman	145	48	182	79	155	111	239	125	216	156	122	142	144	135	50	115	96	74	45	59	51	96	81		2666	
Total:	345	147	520	198	376	368	556	206	360	297	241	342	302	372	118	196	189	186	146	151	224	229	250	6319		
STATE SENATOR - SENATORIAL DISTRICT 1																										
John W. Fonfara	0	0	0	99	0	0	0	109	199	179	256	216	156	275	67	88	88	100	106	0	162	0	0		2100	
Ed Vargas	0	0	0	88	0	0	0	130	203	178	127	161	194	139	78	142	130	115	33	0	81	0	0		1799	
Total:	0	0	0	187	0	0	0	239	402	357	383	377	350	414	145	230	218	215	139	0	243	0	0	3899		
STATE REPRESENTATIVE - ASSEMBLY DISTRICT 1																										
Matthew Ritter	163	102	371	103	0	0	0	0	0	0	0	0	0	0	0	0	0	0	0	0	0	0	0	0		739
Kenneth P. Green	243	57	178	105	0	0	0	0	0	0	0	0	0	0	0	0	0	0	0	0	0	0	0	0		583
Total:	406	159	549	208	0	0	0	0	0	0	0	0	0	0	0	0	0	0	0	0	0	0	0	0	1322	
STATE REPRESENTATIVE - ASSEMBLY DISTRICT 4																										
Kelvin Roldan	0	0	0	0	0	0	0	0	0	0	0	0	0	0	68	96	94	125	0	0	0	0	0		383	
Angel S. Morales	0	0	0	0	0	0	0	0	0	0	0	0	0	0	61	125	110	78	0	0	0	0	0		374	
Total:	0	0	0	0	0	0	0	0	0	0	0	0	0	0	129	221	204	203	0	0	0	0	0	0	757	

2010 AUG 11 P 4:12
 [Signature]
 383
 374
 757

TOWN & CITY CLERK
 HARTFORD

CITY OF HARTFORD - Official Candidate Votes by District

State and District Democratic Primary

August 10, 2010

Voting Districts	1	2	3	4	5	6	7	8	9	10	11	12	13	14	15	16	17	18	19	20	21	22	23	TOTALS	
STATE REPRESENTATIVE - ASSEMBLY DISTRICT 6																									
Hector Robles	0	0	0	0	0	0	0	0	0	0	231	246	184	285	0	0	0	0	0	0	0	0	0	0	946
Alyssa S. Peterson	0	0	0	0	0	0	0	0	0	0	132	112	134	108	0	0	0	0	0	0	0	0	0	0	486
Total:	0	0	0	0	0	0	0	0	0	0	363	358	318	393	0	0	0	0	0	0	0	0	0	0	1432
STATE REPRESENTATIVE - ASSEMBLY DISTRICT 7																									
Rjo Winch	0	0	0	0	155	161	155	0	0	0	0	0	0	0	0	0	0	0	0	0	0	0	0	0	471
Douglas McCrory	0	0	0	0	236	247	464	0	0	0	0	0	0	0	0	0	0	0	0	0	0	0	0	0	947
Total:	0	0	0	0	391	408	619	0	0	0	0	0	0	0	0	0	0	0	0	0	0	0	0	0	1418
SECRETARY OF STATE																									
Denise Merrill	182	87	358	112	226	224	257	67	105	108	189	162	134	220	56	68	72	92	95	75	148	107	129	3273	
Gerry Garcia	136	53	157	75	155	130	274	146	263	198	151	184	174	154	66	134	120	96	41	63	75	117	117	3079	
Total:	318	140	515	187	381	354	531	213	368	306	340	346	308	374	122	202	192	188	136	138	223	224	246	6352	
STATE COMPTROLLER																									
Kevin Lembo	194	95	370	128	239	207	284	74	152	132	204	194	149	239	63	94	95	106	109	77	163	117	137	3622	
Michael J. Jarjura	117	45	122	55	132	138	241	116	195	153	110	136	135	112	51	99	87	75	30	56	54	101	96	2456	
Total:	311	140	492	183	371	345	525	190	347	285	314	330	284	351	114	193	182	181	139	133	217	218	233	6078	

DEMOCRATIC STATE PRIMARY

AUGUST 10, 2010
 ABSENTEE BALLOT DATA

DISTRICT	LIVILIAN BALLOTS ISSUED	LIVILIAN BALLOTS RETURNED	ARMED FORCES BALLOTS ISSUED	ARMED FORCES BALLOTS RETURNED									
1	26	20	0	0									
2	19	18	0	0									
3	96	86	1	1									
4	18	15	0	0									
5	68	60	0	0									
6	119	98	0	0									
7	46	34	0	0									
8	37	26	0	0									
9	91	62	0	0									
10	50	40	0	0									
11	49	40	0	0									
12	25	19	0	0									
13	11	9	0	0									
14	77	72	1	0									
15	4	4	0	0									
16	30	23	0	0									
17	36	27	0	0									
18	31	24	0	0									
19	13	11	0	0									
20	10	5	0	0									
21	133	97	0	0									
22	27	17	0	0									
23	47	32	0	0									

TOTALS: 1063 839 2 1

CITY OF HARTFORD - REGISTRARS OF VOTERS

State and District Democratic Primary

August 10, 2010


Voting District(s)	Beginning Totals	Additions/ Deletions	NewTotal	Number Voting	Not Voting	Percent Voted
001	1474	2	1476	424	1052	28.73%
002	402	-2	400	161	239	40.25%
003	1226	2	1228	560	668	45.60%
004	698	1	699	217	482	31.04%
005	2056	7	2063	427	1636	20.70%
006	2250	1	2251	440	1811	19.55%
007	2203	7	2210	630	1580	28.51%
008	1437	7	1444	263	1181	18.21%
009	1958	12	1970	418	1552	21.22%
010	2108	2	2110	371	1739	17.58%
011	1438	0	1438	420	1018	29.21%
012	1822	6	1828	391	1437	21.39%
013	1612	6	1618	365	1253	22.56%
014	1731	3	1734	436	1298	25.14%
015	884	8	892	158	734	17.71%
016	1467	9	1476	244	1232	16.53%
017	1741	8	1749	231	1518	13.21%
018	1104	7	1111	243	868	21.87%
019	416	-1	415	147	268	35.42%
020	1142	3	1145	159	986	13.89%
021	1197	6	1203	258	945	21.45%
022	1933	15	1948	254	1694	13.04%
023	1530	11	1541	267	1274	17.33%
Total:	33829	120	33949	7484	26465	22.04%

Part II - Official Check List Report

	A. Total number of names on official check list (include only the active enrollment list and names restored to it on primary day):	B. Total number of names <u>checked</u> as having voted, by machine <u>and</u> by absentee ballot (as <u>counted</u> on official check list):
1. Entire Municipality: (Town, Borough, City)	33,829	7,484
2. Political Subdivision if applicable (e.g., Assembly District, Ward, etc.):		
001	1,476	424
002	400	162
003	1,228	560
004	699	277
005	2,063	427
006	2,257	440
007	2,210	630
008	1,444	263
009	1,970	418
010	2,110	371
011	1,438	420
012	1,828	391
013	1,618	365
014	1,734	436
015	892	158
016	1,476	244
017	1,749	231
018	1,111	243
019	415	147
020	1,145	159
021	1,203	258
022	1,948	254
023	1,541	267

I hereby certify that the foregoing are the returns of the primary of the above-named party in the above-named municipality, legally warned and held on 8/10/10.

SIGN HERE: X



8/11/10

Date

X Head Moderator Moderator
[-check one-]

Head Moderator's/ Moderator's Telephone Numbers:

N/A

(Home)

(860) 778-9983

(Work)

FORM V (Rev. 7/04)
ELECTION

ELECTION RECANVASS / PROVISIONAL BALLOT RETURN FORM

**TO: Secretary of the State
30 Trinity Street
Hartford, Connecticut 06106**

Attention: Election Services Division

Town}
City of} **HARTFORD**
Borough}

Date of Recanvass: 8/16/2010

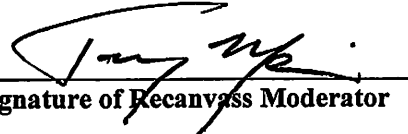
Number of Provisional Ballots: Received __N/A__ Counted __N/A__ Rejected __N/A__

I certify that on the date above, a recanvass/provisional ballot count was made of the votes cast at the **DEMOCRATIC STATE/DISTRICT PRIMARY** election for the office(s) specified below, and that at said recanvass/ provisional ballot count the following candidates received the number of votes indicated:

OFFICES(S) (Including District)	C A N D I D A T E S	PARTY	VOTE TOTALS BEFORE RECOUNT	TOTAL PROVISIONAL BALLOT VOTE	TOTAL VOTES AFTER RECOUNT (Including Provisional Ballots and Write-in votes for Candidates Listed)
STATE REPRESENTATIVE 1 ST ASSEMBLY	MATTHEW RITTER	DEM	739	N/A	742
	KENNETH P. GREEN	DEM	583	N/A	582
STATE REPRESENTATIVE 4 TH ASSEMBLY	KELVIN ROLDAN	DEM	383	N/A	382
	ANGEL M. MORALES	DEM	374	N/A	376

A copy of this return has been filed with the clerk of the town.

The original canvass was was not correctly made.


Signature of Recanvass Moderator

(1)

State of Connecticut
Office of the Secretary of the State
Election Services Division

PRESCRIBED FORM FOR RETURN OF VOTES CAST AT A STATE PRIMARY
(C.G.S. §9-440 and . §9-314(b))

Head moderator, or moderator in municipalities with only a single voting district, to complete, sign, and forthwith transmit one copy of this return, **BY FAX and MAIL** or by hand delivery, to **SECRETARY OF THE STATE**, Election Services Division, 30 Trinity Street, P.O. Box 150470, Hartford, CT 06115-0470. Use additional pages, if necessary. A duplicate return is to be filed with the municipal clerk.

Date of Primary: August 10, 2010

City
Town of HARTFORD

Party: REPUBLICAN
 DEMOCRATIC

Part I - Candidates

Office or Position Designation

(from ballot,
including political
subdivision, if
applicable--e.g.,
Assembly District,
Ward, etc.)

Candidate
(from ballot)

Number of
Votes Received

GOVERNOR	Dan Malloy	3,409
GOVERNOR	Ned Lamont	3,569
LT. GOVERNOR	Nancy Wyman	3,653
LT. GOVERNOR	Mary Messina Glassman	2,666
STATE SENATOR-SENATORIAL DISTRICT 1	John W. Fonfara	2,100
STATE SENATOR-SENATORIAL DISTRICT 1	Ed Vargas	1,799
STATE REPRESENTATIVE-ASSEMBLY DISTRICT 1	Matthew Ritter	739
STATE REPRESENTATIVE-ASSEMBLY DISTRICT 1	Kenneth P. Green	583
STATE REPRESENTATIVE-ASSEMBLY DISTRICT 4	Kelvin Roldan	383
STATE REPRESENTATIVE-ASSEMBLY DISTRICT 4	Angel S. Morales	37
STATE REPRESENTATIVE-ASSEMBLY DISTRICT 6	Hector Robles	9
STATE REPRESENTATIVE-ASSEMBLY DISTRICT 6	Alyssa S. Peterson	486
STATE REPRESENTATIVE-ASSEMBLY DISTRICT 7	Rjo Winch	471
STATE REPRESENTATIVE-ASSEMBLY DISTRICT 7	Douglas McCrory	947
SECRETARY OF STATE	Denise Merrill	3,273
SECRETARY OF STATE	Gerry Garcia	3,079
STATE COMPTROLLER	Kevin Lembo	3,622
STATE COMPTROLLER	Michael L. Jarjura	2,456

John W. Fonfara

2010 AUG 11 P 4: 12

CITY OF HARTFORD - Official Candidate Votes by District

State and District Republican Primary

August 10, 2010

Voting Districts	1	2	3	4	5	6	7	8	9	10	11	12	13	14	15	16	17	18	19	20	21	22	23	TOTALS	
GOVERNOR																									
1A Tom Foley	1	7	21	7	13	0	4	2	11	5	23	6	8	23	1	2	6	2	7	4	2	2	2		159
1B Michael Fedele	3	4	9	3	7	0	3	1	6	3	15	15	8	9	3	3	2	7	8	5	0	1	0		115
1C Oz Griebel	3	9	18	2	10	0	2	1	3	5	11	8	7	6	4	2	2	5	14	1	1	1	0		115
Total:	7	20	48	12	30	0	9	4	20	13	49	29	23	38	8	7	10	14	29	10	3	4	2		389
LT. GOVERNOR																									
2A Mark D. Boughton	0	8	13	5	14	0	2	4	10	7	20	10	10	12	3	2	5	5	10	3	1	2	1		147
2B Lisa Wilson-Foley	5	12	31	6	14	0	4	0	8	4	21	14	10	24	4	3	5	6	15	6	2	2	1		197
Total:	5	20	44	11	28	0	6	4	18	11	41	24	20	36	7	5	10	11	25	9	3	4	2		344
UNITED STATES SENATOR																									
3A Linda E. McMahon	1	11	17	7	18	0	2	3	10	7	26	20	12	21	3	4	4	9	18	5	2	3	1		204
3B Peter David Schiff	2	3	14	2	6	0	1	0	3	4	8	6	2	9	2	1	2	1	7	2	1	0	1		77
3C Rob Simmons	4	6	16	3	7	0	5	0	7	3	15	3	10	8	2	2	4	2	4	2	0	1	0		104
Total:	7	20	47	12	31	0	8	3	20	14	49	29	24	38	7	7	10	12	29	9	3	4	2		385
REPRESENTATIVE IN CONGRESS																									
4A Ann Brickley	4	18	26	3	16	0	3	2	9	5	32	14	13	17	2	3	7	6	18	3	1	3	2		207
4B Mark Zydanowicz	2	1	17	7	12	0	2	1	10	6	10	11	8	18	5	2	3	5	6	6	2	1	0		135
Total:	6	19	43	10	28	0	5	3	19	11	42	25	21	35	7	5	10	11	24	9	3	4	2		342
STATE ATTORNEY GENERAL																									
5A Martha Dean	2	12	19	6	18	0	5	3	7	6	28	17	11	15	2	2	4	5	13	5	2	3	2		187
5B Ross Garber	4	7	25	4	12	0	2	0	11	5	17	9	11	21	4	3	5	7	13	4	0	1	1		166