

Barbara B. Kennelly
Secretary of the State
Marc Rosen
Deputy Secretary of the State


Office of the Secretary of the State
State of Connecticut
P.O. Box 846, 30 Trinity Street
Hartford, Connecticut 06115

203-566-4346


April 7, 1980

Pursuant to the provisions of Chapter 154 of the General Statutes of Connecticut, I hereby certify that the number of delegates to the 1980 national convention of the Republican Party allocated to each candidate in the Connecticut presidential preference primary, held March 25, 1980, is as follows:

<u>Candidate</u>	<u>Congressional Districts</u>						<u>At Large</u>	<u>Total Delegates</u>
	<u>1</u>	<u>2</u>	<u>3</u>	<u>4</u>	<u>5</u>	<u>6</u>		
Philip M. Crane	0	0	0	0	0	0	0	0
Robert Dole	0	0	0	0	0	0	0	0
Benjamin Fernandez	0	0	0	0	0	0	0	0
George Bush	2	1	1	1	1	2	7	15
John B. Anderson	1	1	0	0	0	0	4	6
Howard H. Baker, Jr.	0	0	0	0	0	0	0	0
John B. Connally	0	0	0	0	0	0	0	0
Ronald Reagan	0	1	2	2	2	1	6	14
Uncommitted	0	0	0	0	0	0	0	0


Barbara B. Kennelly
Secretary of the State

BBK:JPM:jw



Barbara B. Kennelly
Secretary of the State
Marc Rosen
Deputy Secretary of the State


Office of the Secretary of the State
State of Connecticut
P.O. Box 846, 30 Trinity Street
Hartford, Connecticut 06115

203-566-4346

April 7, 1980

Pursuant to the provisions of Chapter 154 of the General Statutes of Connecticut, I hereby certify that the number of delegates to the 1980 national convention of the Republican Party allocated to each candidate in the Connecticut presidential preference primary, held March 25, 1980, is as follows:

<u>Candidate</u>	<u>Congressional Districts</u>						<u>At Large</u>	<u>Total Delegates</u>
	<u>1</u>	<u>2</u>	<u>3</u>	<u>4</u>	<u>5</u>	<u>6</u>		
Philip M. Crane	0	0	0	0	0	0	0	0
Robert Dole	0	0	0	0	0	0	0	0
Benjamin Fernandez	0	0	0	0	0	0	0	0
George Bush	2	1	1	1	1	2	7	15
John B. Anderson	1	1	0	0	0	0	4	6
Howard H. Baker, Jr.	0	0	0	0	0	0	0	0
John B. Connally	0	0	0	0	0	0	0	0
Ronald Reagan	0	1	2	2	2	1	6	14
Uncommitted	0	0	0	0	0	0	0	0



Barbara B. Kennelly
Secretary of the State

BBK:JPM:jw

Republican Presidential Preference Primary - March 25, 1980

1st Congressional (Cont.)

	Philip M. Crane	Robert Dole	Benjamin Fernandez	George Bush	John B. Anderson	Howard H. Baker, Jr.	John B. Connally	Ronald Reagan	Uncommitted	Number of names on enrollment list	Number of names checked as having voted
Windsor	14	2	1	676	520	28	5	483	46	3516	1775
Totals	223	53	59	12,641	8,379	492	70	7,331	804	63,063	30,239

Republican Presidential Preference Primary - March 25, 1980 2nd Congressional Dist.	Philip M. Crane	Robert Dole	Benjamin Fernandez	George Bush	John B. Anderson	Howard H. Baker, Jr.	John B. Connally	Ronald Reagan	Uncommitted	Number of names on enrollment list	Number of names checked as having voted
Andover	4	0	0	59	51	6	0	48	4	358	172
shford	2	0	0	47	64	2	1	39	8	321	163
Bozrah	1	0	0	49	7	2	0	26	1	229	87
Brooklyn	1	0	1	41	35	6	2	90	4	523	181
Canterbury	6	0	0	73	32	4	0	131	9	617	255
Chaplin	0	0	0	26	34	2	0	25	5	333	92
Chester	1	1	0	153	52	1	0	73	4	620	294
Clinton (part of)	8	0	0	146	46	1	1	132	6	880	340
Colchester	3	0	1	153	64	3	2	100	5	832	331
Columbia	0	0	0	119	57	2	1	66	8	648	254
Coventry	3	0	0	168	181	9	0	128	20	1247	509
Deep River	2	0	0	141	53	9	0	73	9	706	294
Durham	4	0	1	147	120	9	0	113	14	984	408
Eastford	2	1	0	59	27	1	0	56	3	340	150
East Haddam	5	3	1	227	65	6	2	97	9	947	419
East Hampton	3	1	1	207	129	7	0	150	11	1060	511
East Lyme	5	0	3	347	237	10	5	295	25	2297	940

20

Republican Presidential
reference Primary -
March 25, 1980
2nd Congressional Dist.
(Cont.)

	Philip M. Crane	Robert Dole	Benjamin Fernandez	George Bush	John B. Anderson	Howard H. Baker, Jr.	John B. Connally	Ronald Reagan	Uncommitted	Number of names on enrollment list	Number of names checked as having voted
Ellington	8	0	2	198	140	2	1	142	11	1168	504
Essex	15	0	5	435	183	8	3	149	19	1524	817
Franklin	4	0	0	51	21	1	1	47	4	310	129
Griswold	2	1	0	72	26	3	0	57	2	433	164
Groton	12	1	4	604	435	23	6	555	25	3983	1670
Haddam	3	1	0	203	143	6	3	115	9	1083	486
Hampton	2	0	0	45	51	3	0	48	4	349	160
Killingly	3	0	1	108	60	9	0	146	16	1240	346
Lebanon	2	0	0	135	55	5	1	102	16	800	316
Ledyard	3	1	1	316	174	13	10	254	18	2031	793
Lisbon	1	0	0	53	25	0	0	51	6	349	145
Lyme	1	0	0	157	72	7	0	55	8	650	307
Mansfield	5	2	0	259	405	10	0	157	34	1613	874
Middlefield	1	2	0	103	79	2	2	57	6	563	252
Middletown	20	6	4	397	645	21	3	390	30	3768	1515
Montville	7	1	0	119	62	5	0	175	7	1260	379
New London	6	2	3	231	160	11	4	208	18	2165	643

Republican Presidential Preference Primary - March 25, 1980 2nd Congressional Dist. (Cont.)	Philip M. Crane	Robert Dole	Benjamin Fernandez	George Bush	John B. Anderson	Howard H. Baker, Jr.	John B. Connally	Ronald Reagan	Uncommitted	Number of names on enrollment list	Number of names checked as having voted
North Stonington	4	0	0	93	66	7	0	116	13	838	299
Norwich	8	3	3	400	191	7	2	367	22	2734	1010
Old Lyme	8	0	2	430	183	10	1	208	19	1568	861
Old Saybrook	13	0	1	461	214	11	0	266	21	2463	995
Plainfield	4	0	0	95	44	0	1	140	5	884	293
Pomfret	4	0	1	100	56	4	1	95	4	655	265
Portland (part of)	4	1	1	175	197	3	1	101	12	1069	495
Preston	3	0	0	78	36	2	0	112	6	597	237
Putnam	12	1	3	70	53	2	14	98	6	1122	266
Salem	0	0	0	48	31	0	0	44	3	302	127
Scotland	4	0	0	28	23	2	1	31	2	187	92
Somers (part of)	0	0	1	61	39	2	1	52	3	380	159
Sprague	1	0	0	20	16	2	0	29	1	190	69
Stafford	3	0	0	101	80	7	0	90	14	659	297
Sterling	3	1	0	18	8	0	0	27	5	263	62
Stonington	6	1	3	315	225	14	7	259	18	2423	848
Thompson	6	0	0	97	37	2	1	120	10	909	272

Republican Presidential Reference Primary - March 25, 1980 3rd Congressional Dist.	Philip M. Crane	Robert Dole	Benjamin Fernandez	George Bush	John B. Anderson	Howard H. Baker, Jr.	John B. Connally	Ronald Reagan	Uncommitted	Number of names on enrollment list	Number of names checked as having voted
Branford	12	4	0	408	277	19	3	473	27	2619	1255
Clinton (part of)	2	0	0	208	72	3	1	155	8	1164	449
East Haven	8	2	1	140	57	7	0	210	5	1254	430
Guilford	10	2	0	709	284	18	3	487	22	3522	1536
Hamden	17	3	5	937	383	16	6	678	45	5542	2090
Killingworth	5	0	1	262	56	3	0	115	11	721	453
Madison	12	0	1	846	276	25	6	609	33	3880	1815
Milford	34	4	11	695	366	28	8	1273	53	6409	2472
New Haven	12	4	4	479	650	34	1	370	27	4310	1581
North Branford	9	0	0	212	85	6	1	213	20	1418	546
North Haven	19	4	2	788	243	14	5	505	15	3519	1607
Orange	13	1	1	404	181	15	2	575	21	2937	1213
Stratford	27	5	1	574	315	27	2	1167	40	5429	2158
Wallingford	20	5	4	574	281	15	4	554	18	3095	1475
West Haven	22	2	5	579	207	25	15	616	48	4201	1519
Woodbridge	7	0	0	404	213	11	1	270	18	1729	935
Total	229	36	36	8,219	3,946	266	58	8,270	411	51,749	21,534

Republican Presidential Preference Primary - March 25, 1980 4th Congressional Dist.	Philip M. Crane	Robert Dole	Benjamin Fernandez	George Bush	John B. Anderson	Howard H. Baker, Jr.	John B. Connally	Ronald Reagan	Uncommitted	Number of names on enrollment list	Number of names checked as having voted
Bridgeport	48	13	19	766	490	59	14	1,793	121	10,903	3,387
Darien	34	9	5	1,851	839	42	20	1,249	47	7,492	4,106
Fairfield	57	10	2	1,792	1,021	61	21	2,178	79	10,659	5,251
Greenwich	99	15	13	4,844	1,715	113	35	2,525	104	17,599	9,498
Norwalk	53	9	5	842	573	41	12	1,972	95	9,404	3,602
Stamford	99	20	13	2,528	1,606	111	25	3,054	134	18,670	7,641
Westport (part of)	28	8	3	926	782	35	10	1,015	59	5,700	2,878
Total	418	84	60	13,549	7,026	462	137	13,786	639	80,427	36,363

Republican Presidential Preference Primary -
March 25, 1980

5th Congressional Dist.

	Philip M. Crane	Robert Dole	Benjamin Fernandez	George Bush	John B. Anderson	Howard H. Baker, Jr.	John B. Connally	Ronald Reagan	Uncommitted	Number of names on enrollment list	Number of names checked as having voted
Ansonia	6	2	2	192	70	6	5	250	14	1,477	554
Beacon Falls	2	1	0	66	30	2	3	58	3	421	165
Bethany	3	0	0	242	87	8	1	280	21	1,222	655
Bethel	16	2	2	248	144	10	2	413	15	2,302	852
Cheshire	10	6	1	819	289	11	2	576	54	3,663	1,768
Danbury	36	7	4	600	292	12	3	982	53	6,240	1,989
Derby	4	0	1	84	38	3	2	129	5	688	267
Easton	3	1	0	236	119	2	2	299	7	1,500	669
Meriden	13	7	3	678	520	35	0	740	33	4,701	2,052
Middlebury	8	1	1	395	116	12	6	243	21	1,769	823
Monroe	10	0	1	225	118	8	4	338	25	1,922	731
Naugatuck	7	1	0	297	82	12	6	266	19	1,742	693
New Canaan	27	4	4	1,428	784	33	7	1,047	50	6,171	3,384
Newtown (part of)	12	2	0	411	265	14	7	567	48	3,171	1,326
Oxford	8	0	0	121	39	4	5	147	10	1,056	334
Prospect	5	0	1	146	56	9	2	171	12	1,217	406
Redding	16	0	0	264	216	14	1	413	14	2,004	942

Continued

Republican Presidential Preference Primary - March 25, 1980 6th Congressional Dist.	Philip M. Crane	Robert Dole	Benjamin Fernandez	George Bush	John B. Anderson	Howard H. Baker, Jr.	John B. Connally	Ronald Reagan	Uncommitted	Number of names on enrollment list	Number of names checked as having voted
Avon	7	1	0	742	394	38	3	379	25	2,879	1,620
Barkhamsted	0	0	0	131	82	4	1	67	9	686	301
Bethlehem	2	0	0	111	52	5	1	93	14	542	281
Bridgewater	1	1	0	67	34	2	1	85	3	414	196
Bristol	26	5	1	656	442	30	7	642	49	5,011	1,858
Brookfield	16	3	1	376	159	11	4	483	21	2,808	1,078
Burlington	2	1	0	118	95	10	0	93	13	798	336
Canaan	1	0	1	67	27	4	0	36	7	284	143
Canton	7	1	2	420	236	12	1	180	23	1,732	890
Colebrook	1	0	0	58	30	0	0	20	4	266	113
Cornwall	2	0	0	88	52	3	1	35	6	395	195
East Granby	1	0	1	185	132	7	3	123	13	908	465
East Windsor	5	0	1	142	107	3	2	111	11	988	382
Enfield	14	2	0	492	406	18	5	464	47	3,585	1,465
Farmington	23	1	1	709	498	18	5	377	40	3,682	1,672
Goshen	0	0	1	102	29	3	2	63	5	498	205
Granby	12	0	0	417	284	10	1	235	17	1,868	986

68

Republican Presidential
Reference Primary -
March 25, 1980

6th Congressional Dis
(Continued)

	Philip M. Crane	Robert Dole	Benjamin Fernandez	George Bush	John B. Anderson	Howard H. Baker, Jr.	John B. Connally	Ronald Reagan	Uncommitted	Number of names on enrollment list	Number of names checked as having voted
Hartland	0	0	0	73	46	2	2	57	6	462	187
Harwinton	2	0	3	174	106	5	0	127	11	1,091	429
Kent	2	0	0	87	55	5	2	92	9	600	254
Litchfield	5	0	2	382	147	6	1	198	21	1,943	771
Morris	1	2	1	101	34	0	2	69	4	494	214
New Britain	50	14	12	881	827	79	17	1,073	105	7,711	3,112
New Fairfield	13	1	0	145	82	6	1	374	23	2,240	647
New Hartford	4	1	0	226	105	3	2	89	7	937	449
New Milford	14	0	0	293	174	12	5	418	26	2,818	944
Newtown (part of)	2	0	2	106	75	2	0	168	12	889	367
Norfolk	0	0	0	77	36	3	0	52	6	352	176
North Canaan	3	1	0	80	40	2	1	108	9	580	244
Plainville	14	2	2	258	197	14	1	330	34	2,070	860
Plymouth	4	0	1	146	69	2	1	132	10	952	365
Roxbury	2	0	0	98	33	2	2	86	6	407	229
Salisbury	1	0	3	316	171	4	1	143	18	1,420	662
Sharon	4	1	1	96	71	4	0	107	11	770	295

Republican Presidential Preference Primary - March 25, 1980 6th Congressional Dist. (Continued)	Philip M. Crane	Robert Dole	Benjamin Fernandez	George Bush	John B. Anderson	Howard H. Baker, Jr.	John B. Connally	Ronald Reagan	Uncommitted	Number of names on enrollment list	Number of names checked as having voted
Sherman	3	1	0	63	53	1	1	129	11	614	271
Simsbury	29	3	7	1,525	862	39	17	730	69	6,369	3,290
Somers (part of)	3	0	0	125	89	3	1	121	9	842	351
Southbury	20	3	1	858	309	20	6	771	45	3,998	2,033
Southington	16	2	1	552	339	18	4	494	49	3,743	1,494
Suffield	9	3	0	472	271	17	5	239	19	2,250	1,035
Thomaston	9	0	1	151	84	4	2	136	13	1,143	407
Torrington	17	6	3	565	309	29	7	446	35	4,341	1,420
Warren	1	1	0	45	19	4	0	68	13	382	153
Washington	9	0	0	163	130	8	2	156	14	1,172	489
Watertown	14	4	2	519	159	10	3	390	33	2,838	1,140
Winchester	1	1	0	197	114	3	3	117	12	1,457	457
Windsor Locks	11	2	2	256	150	14	1	138	11	1,327	585
Woodbury	7	0	2	552	128	13	3	314	28	1,939	1,047
Total	390	63	55	14,463	8,343	512	130	11,358	986	85,495	36,563

1st Congressional District

3 Delegates

25% Threshold

<u>CANDIDATE</u>	<u>VOTES</u>	<u>PERCENTAGE</u>
Philip M. Crane	<u>223</u>	<u>00.7%</u>
Robert Dole	<u>53</u>	<u>00.2%</u>
Benjamin Fernandez	<u>59</u>	<u>00.2%</u>
George Bush	<u>12,641</u>	<u>42.1%</u>
John B. Anderson	<u>8,379</u>	<u>27.9%</u>
Howard H. Baker, Jr.	<u>492</u>	<u>01.6%</u>
John B. Connally	<u>70</u>	<u>00.2 %</u>
Ronald Reagan	<u>7,331</u>	<u>24.4 %</u>
Uncommitted	<u>804</u>	<u>02.7 %</u>
TOTAL	<u>30,052</u>	

II

<u>CANDIDATE ACHIEVING THRESHOLD</u>	<u>VOTES</u>	<u>ADJUSTED PERCENTAGE</u>		<u>DELEGATES</u>		<u>NEAREST WHOLE NUMBER</u>	<u>ADJUSTMENT</u>	<u>ALLOCATION</u>
<u>George Bush</u>	<u>12,641</u>	<u>60.1 %</u>	x	3 =	<u>1.803</u> =	<u>2</u>	+ _____ =	<u>2</u> delegates
<u>John B. Anderson</u>	<u>8,379</u>	<u>39.9 %</u>	x	3 =	<u>1.197</u> =	<u>1</u>	+ _____ =	<u>1</u> delegates
		<u> %</u>	x	3 =	_____ =	_____	+ _____ =	_____ delegates
TOTAL	<u>21,020</u>					<u>3</u>		<u>3</u>

2nd Congressional District

3 Delegates

25% Threshold

<u>CANDIDATE</u>	<u>VOTES</u>	<u>PERCENTAGE</u>
Philip M. Crane	<u>281</u>	<u>01.1 %</u>
Robert Dole	<u>37</u>	<u>00.1 %</u>
Benjamin Fernandez	<u>54</u>	<u>00.2 %</u>
George Bush	<u>10,049</u>	<u>38.0 %</u>
John B. Anderson	<u>6,814</u>	<u>25.8 %</u>
Howard H. Baker, Jr.	<u>334</u>	<u>01.3 %</u>
John B. Connally	<u>93</u>	<u>00.4 %</u>
Ronald Reagan	<u>8,105</u>	<u>30.6 %</u>
Uncommitted	<u>694</u>	<u>02.6 %</u>
TOTAL	<u>26,461</u>	

<u>CANDIDATE ACHIEVING THRESHOLD</u>	<u>VOTES</u>	<u>ADJUSTED PERCENTAGE</u>		<u>DELEGATES</u>		<u>NEAREST WHOLE NUMBER</u>	<u>ADJUSTMENT</u>	<u>ALLOCATION</u>
<u>George Bush</u>	<u>10,049</u>	<u>40.2%</u>	x	3 =	<u>1.206</u> =	<u>1</u>	+ - _____ =	<u>1</u> delegates
<u>John B. Anderson</u>	<u>6,814</u>	<u>27.3%</u>	x	3 =	<u>.819</u> =	<u>1</u>	+ - _____ =	<u>1</u> delegates
<u>Ronald Reagan</u>	<u>8,105</u>	<u>32.5%</u>	x	3 =	<u>.975</u> =	<u>1</u>	+ - _____ =	<u>1</u> delegates
TOTAL	<u>24,968</u>					<u>3</u>	-	<u>3</u>

3rd Congressional District

3 Delegates

25% Threshold

I

<u>CANDIDATE</u>	<u>VOTES</u>	<u>PERCENTAGE</u>
Philip M. Crane	<u>229</u>	<u>01.1%</u>
Robert Dole	<u>36</u>	<u>00.2%</u>
Benjamin Fernandez	<u>36</u>	<u>00.2%</u>
George Bush	<u>8,219</u>	<u>38.3%</u>
John B. Anderson	<u>3,946</u>	<u>18.4%</u>
Howard H. Baker, Jr.	<u>266</u>	<u>01.2%</u>
John B. Connally	<u>58</u>	<u>00.3%</u>
Ronald Reagan	<u>8,270</u>	<u>38.5%</u>
Uncommitted	<u>411</u>	<u>01.9%</u>
TOTAL	<u>21,471</u>	

II

<u>CANDIDATE ACHIEVING THRESHOLD</u>	<u>VOTES</u>	<u>ADJUSTED PERCENTAGE</u>		<u>DELEGATES</u>		<u>NEAREST WHOLE NUMBER</u>	<u>ADJUSTMENT</u>	<u>ALLOCATION</u>
<u>George Bush</u>	<u>8,219</u>	<u>49.8%</u>	x	3 =	<u>1.494</u> =	<u>1</u>	+ _____ =	<u>1</u> delegates
<u>Ronald Reagan</u>	<u>8,270</u>	<u>50.2%</u>	x	3 =	<u>1.506</u> =	<u>2</u>	+ _____ =	<u>2</u> delegates
_____	_____	_____ %	x	3 =	_____ =	_____	+ _____ =	_____ delegates
TOTAL	<u>16,489</u>					<u>3</u>	-	<u>3</u>

3 Delegates

25% Threshold

I

<u>CANDIDATE</u>	<u>VOTES</u>	<u>PERCENTAGE</u>
Philip M. Crane	<u>418</u>	01.2 %
Robert Dole	<u>84</u>	00.2 %
Benjamin Fernandez	<u>60</u>	00.2 %
George Bush	<u>13,549</u>	37.5 %
John B. Anderson	<u>7,026</u>	19.4 %
Howard H. Baker, Jr.	<u>462</u>	01.3 %
John B. Connally	<u>137</u>	00.4 %
Ronald Reagan	<u>13,786</u>	38.1 %
Uncommitted	<u>639</u>	01.8 %
TOTAL	<u>36,161</u>	

II

<u>CANDIDATE ACHIEVING THRESHOLD</u>	<u>VOTES</u>	<u>ADJUSTED PERCENTAGE</u>	<u>DELEGATES</u>	<u>NEAREST WHOLE NUMBER</u>	<u>ADJUSTMENT</u>	<u>ALLOCATION</u>
<u>George Bush</u>	<u>13,549</u>	<u>49.6%</u>	x 3 =	<u>1.488</u> =	<u>1</u>	- _____ = <u>1</u> delegates
<u>Ronald Reagan</u>	<u>13,786</u>	<u>50.4%</u>	x 3 =	<u>1.512</u> =	<u>2</u>	+ _____ = <u>2</u> delegates
_____	_____	_____%	x 3 =	_____ =	_____	+ _____ = _____ delegates
TOTAL	<u>27,335</u>				<u>3</u>	- _____ = <u>3</u>

REPUBLICAN DELEGATE ALLOCATION: DISTRICT DELEGATES

5th Congressional District

3 Delegates

25% Threshold

<u>CANDIDATE</u>	<u>VOTES</u>	<u>PERCENTAGE</u>
Philip M. Crane	<u>346</u>	<u>01.1%</u>
Robert Dole	<u>60</u>	<u>00.2%</u>
Benjamin Fernandez	<u>44</u>	<u>00.1%</u>
George Bush	<u>11,446</u>	<u>35.9%</u>
John B. Anderson	<u>5,846</u>	<u>18.4%</u>
Howard H. Baker, Jr.	<u>380</u>	<u>01.2%</u>
John B. Connally	<u>110</u>	<u>00.3%</u>
Ronald Reagan	<u>12,885</u>	<u>40.5%</u>
Uncommitted	<u>722</u>	<u>02.3%</u>
TOTAL	<u>31,839</u>	

II

<u>CANDIDATE ACHIEVING THRESHOLD</u>	<u>VOTES</u>	<u>ADJUSTED PERCENTAGE</u>		<u>DELEGATES</u>		<u>NEAREST WHOLE NUMBER</u>	<u>ADJUSTMENT</u>	<u>ALLOCATION</u>
<u>George Bush</u>	<u>11,446</u>	<u>47.0 %</u>	x	3 =	<u>1.410</u>	= <u>1</u>	+ _____ =	<u>1</u> delegates
<u>Ronald Reagan</u>	<u>12,885</u>	<u>53.0 %</u>	x	3 =	<u>1.590</u>	= <u>2</u>	+ _____ =	<u>2</u> delegates
		<u> %</u>	x	3 =	<u> </u>	= <u> </u>	+ _____ =	<u> </u> delegates
TOTAL	<u>24,331</u>					= <u>3</u>	- _____ =	<u>3</u>

07

REPUBLICAN DELEGATE ALLOCATION: DISTRICT DELEGATES

6th Congressional District

3 Delegates

25% Threshold

I

<u>CANDIDATE</u>	<u>VOTES</u>	<u>PERCENTAGE</u>
Philip M. Crane	<u>390</u>	<u>01.1%</u>
Robert Dole	<u>63</u>	<u>00.2%</u>
Benjamin Fernandez	<u>55</u>	<u>00.2%</u>
George Bush	<u>14,463</u>	<u>39.8%</u>
John B. Anderson	<u>8,343</u>	<u>23.0%</u>
Howard H. Baker, Jr.	<u>512</u>	<u>01.4%</u>
John B. Connally	<u>130</u>	<u>00.4%</u>
Ronald Reagan	<u>11,358</u>	<u>31.3%</u>
Uncommitted	<u>986</u>	<u>02.7%</u>
TOTAL	<u>36,300</u>	

II

<u>CANDIDATE ACHIEVING THRESHOLD</u>	<u>VOTES</u>	<u>ADJUSTED PERCENTAGE</u>		<u>DELEGATES</u>		<u>NEAREST WHOLE NUMBER</u>	<u>ADJUSTMENT</u>	<u>ALLOCATION</u>
<u>George Bush</u>	<u>14,463</u>	<u>56.0%</u>	x	3 =	<u>1.680</u> =	<u>2</u>	+ - _____ =	<u>2</u> delegates
<u>Ronald Reagan</u>	<u>11,358</u>	<u>44.0%</u>	x	3 =	<u>1.320</u> =	<u>1</u>	+ - _____ =	<u>1</u> delegates
_____	_____	____%	x	3 =	_____ =	_____	+ - _____ =	_____ delegates
TOTAL	<u>25,821</u>					<u>3</u>	-	<u>3</u>

REPUBLICAN DELEGATE ALLOCATIO LARGE DELEGATES

17 D. ces
5.9% Threshold.

<u>CANDIDATE</u>	<u>VOTES</u>	<u>PERCENTAGE</u>
Philip M. Crane	<u>1,887</u>	<u>01.0 %</u>
Robert Dole	<u>333</u>	<u>00.2 %</u>
Benjamin Fernandez	<u>308</u>	<u>00.2 %</u>
George Bush	<u>70,367</u>	<u>38.6 %</u>
John B. Anderson	<u>40,354</u>	<u>22.1 %</u>
Howard H. Baker, Jr.	<u>2,446</u>	<u>01.3 %</u>
John B. Connally	<u>598</u>	<u>00.3 %</u>
Ronald Reagan	<u>61,735</u>	<u>33.9 %</u>
Uncommitted	<u>4,256</u>	<u>02.3 %</u>
TOTAL	<u>182,284</u>	

<u>CANDIDATE ACHIEVING THRESHOLD</u>	<u>VOTES</u>	<u>ADJUSTED PERCENTAGE</u>		<u>DELEGATES</u>	<u>NEAREST WHOLE NUMBER</u>		<u>ADJUSTMENT</u>	<u>ALLOCATION</u>
<u>George Bush</u>	<u>70,367</u>	<u>40.8 %</u>	x	17	<u>=6.936 = 7</u>	+	<u> =</u>	<u>7</u> delegates
<u>John B. Anderson</u>	<u>40,354</u>	<u>23.4 %</u>	x	17	<u>=3.978 = 4</u>	+	<u> =</u>	<u>4</u> delegates
<u>Ronald Reagan</u>	<u>61,735</u>	<u>35.8 %</u>	x	17	<u>=6.086 = 6</u>	+	<u> =</u>	<u>6</u> delegates
<u> </u>	<u> </u>	<u> %</u>	x	17	<u>= =</u>	+	<u> =</u>	<u> </u> delegates
<u> </u>	<u> </u>	<u> %</u>	x	17	<u>= =</u>	+	<u> =</u>	<u> </u> delegates
TOTAL	<u>172,456</u>				<u>17</u>			<u>17</u>

eh

REPUBLICAN DE... ALLOCATION: SUMMARY

	Philip M. Crane	Robert Dole	Benjamin Fernandez	George Bush	John B. Anderson	Howard H. Baker, Jr.	John B. Connally	Ronald Reagan	Uncommitted
1st District	0	0	0	2	1	0	0	0	0
2nd District	0	0	0	1	1	0	0	1	0
3rd District	0	0	0	1	0	0	0	2	0
4th District	0	0	0	1	0	0	0	2	0
5th District	0	0	0	1	0	0	0	2	0
6th District	0	0	0	2	0	0	0	1	0
At Large	0	0	0	7	4	0	0	6	0
TOTAL	0	0	0	15	6	0	0	14	0