

City of Hartford
Connecticut

Historical Election Results

2001- 2015

Compiled from Official Election Documents

CITY OF HARTFORD - REGISTRARS OF VOTERS

OFFICIAL

Municipal - General

November 04, 2003

Voting Districts	1	2	3	4	5	6	7	8	9	10	11	12	13	14	15	16	17	18	19	20	21	22	23	TOTALS	
QUESTION 2 11/4/2003																									
SHALL THE CITY OF HARTFORD APPROPRIATE \$ 3.2 MILLION FOR THE COST OF RENOVATIONS OF THE WEBSTER ELEMENTARY SCHOOL, AND FINANCE SAID APPROPRIATION BY ISSUING A BOND OR NOTES IN AN AMOUNT NOT TO EXCEED \$ 3.2 MILLION?																									
5	Question 2 - Yes	212	183	516	226	329	156	542	163	170	241	318	468	264	341	92	147	146	118	158	129	81	184	166	5350
6	Question 2 - No	29	21	43	19	46	22	40	34	27	44	81	249	88	92	31	20	21	11	24	20	11	16	29	1018
Total:		241	204	559	245	375	178	582	197	197	285	399	717	352	433	123	167	167	129	182	149	92	200	195	6368
QUESTION 3 11/4/2003																									
SHALL THE CITY OF HARTFORD APPROPRIATE \$ 3.2 MILLION FOR THE COST OF RENOVATIONS OF THE MARY L. HOOKER ELEMENTARY SCHOOL, AND FINANCE SAID APPROPRIATION BY ISSUING A BOND OR NOTES IN AN AMOUNT NOT TO EXCEED \$ 3.2 MILLION?																									
9	Question 3 - Yes	220	172	505	223	324	159	527	162	169	246	319	483	264	319	94	142	145	119	157	122	81	184	184	5320
10	Question 3 - No	22	27	44	25	44	18	51	35	29	39	83	132	85	103	29	19	20	13	24	20	9	15	25	911
Total:		242	199	549	248	368	177	578	197	198	285	402	615	349	422	123	161	165	132	181	142	90	199	209	6231
QUESTION 4 11/4/2003																									
SHALL THE CITY OF HARTFORD APPROPRIATE \$ 2.0 MILLION FOR THE COST OF RENOVATIONS OF THE ANNIE FISHER ELEMENTARY SCHOOL, AND FINANCE SAID APPROPRIATION BY ISSUING A BOND OR NOTES IN AN AMOUNT NOT TO EXCEED \$ 2.0 MILLION?																									
13	Question 4 - Yes	236	180	507	233	324	172	573	162	165	243	318	481	262	315	91	147	142	120	159	127	87	200	192	5436
14	Question 4 - No	19	22	44	18	43	11	27	35	27	41	81	130	85	102	29	19	23	10	22	17	6	7	16	834
Total:		255	202	551	251	367	183	600	197	192	284	399	611	347	417	120	166	165	130	181	144	93	207	208	6270
QUESTION 5 11/4/2003																									
SHALL THE CITY OF HARTFORD APPROPRIATE \$ 2.0 MILLION FOR THE COST OF RENOVATIONS OF THE SIMPSON-WAVERLY ELEMENTARY SCHOOL, AND FINANCE SAID APPROPRIATION BY ISSUING A BOND OR NOTES IN AN AMOUNT NOT TO EXCEED \$ 2.0 MILLION?																									
17	Question 5 - Yes	132	173	506	221	327	172	566	160	163	246	310	476	267	315	85	148	138	119	155	126	83	198	193	5279
18	Question 5 - No	17	25	45	101	38	11	28	36	30	40	85	130	87	100	31	20	23	9	25	16	10	11	17	935
Total:		149	198	551	322	365	183	594	196	193	286	395	606	354	415	116	168	161	128	180	142	93	209	210	6214

OFFICIAL

CITY OF HARTFORD - REGISTRARS OF VOTERS

OFFICIAL

Municipal - General

November 04, 2003

Voting Districts	1	2	3	4	5	6	7	8	9	10	11	12	13	14	15	16	17	18	19	20	21	22	23	TOTALS	
QUESTION 6 11/4/2003																									
SHALL THE CITY OF HARTFORD APPROPRIATE \$ 1.6 MILLION FOR THE COST OF RENOVATIONS OF THE EQUESTRIAN CENTER SCHOOL, AND FINANCE SAID APPROPRIATION BY ISSUING A BOND OR NOTES IN AN AMOUNT NOT TO EXCEED \$ 1.6 MILLION?																									
21	Question 6 - Yes	202	163	462	208	287	152	464	157	152	236	276	436	234	276	78	143	134	117	135	116	74	171	164	4837
22	Question 6 - No	33	29	78	28	67	26	80	38	41	45	118	166	103	126	39	27	28	12	37	23	10	21	27	1202
Total:		235	192	540	236	354	178	544	195	193	281	394	602	337	402	117	170	162	129	172	139	84	192	191	6039

OFFICIAL

NOVEMBER 4, 2003

DISTRICT	NUMBER OF NAMES ON LIST	+ DR -	NEW TOTAL OF NAMES ON LIST	NUMBER CHECKED AS VOTING	NUMBER LISTED AS NOT VOTING	PERCENTAGE	NAMES OF ASSISTANT REGISTRARS				
1	1900	4	1904	557	1347	29.25	MARGARET FRASER	LINDA DAVIS			
2	630	1	631	246	385	38.99	ROBERTA KING	PATRICE REMOLDS			
3	1690	5	1695	709	986	41.83	NORMAN C. KING	CHARLES FORD			
4	976	3	979	311	668	31.77					
5	2745	13	2758	595	2163	21.57	TERRY E. MEADE	JOSEPH LITTLE			
6	2509	7	2516	485	2031	19.28	VIVIAN J. SMITH	DESPRI GRIMES			
7	2621	6	2627	862	1765	32.81	MELVIN PETTIGREW	DOROTHY PAYNE			
8	2215	5	2220	493	1727	22.21	JUANA VALDEZ	RUBY L. LONG			
9	2660	12	2672	570	2102	21.33	MELANIA RIVERA	SOCORRO RODRIGUEZ			
10	2605	9	2614	609	2005	23.30	FELICITA VALDES	CESLIN SHAKES			
11	2050	4	2054	667	1387	32.47	ST. CLAIR KNOWLIN	DAVID WYSOCKI			
12	2363	8	2371	684	1687	28.85	VIRGINIA VALENIE	ROXANNE A. PIRIANIAN			
13	2137	6	2143	562	1581	26.22	DORIS CORSO	MADELINE ZALEGOWSKI			
14	2495	8	2503	754	1749	30.12	GERRE DEFELICE	LAKISHA MATHIS			
15	1244	5	1249	258	991	20.66	WANDA GONZALEZ	JANICE M. MELESKO			
16	1860	14	1874	362	1512	19.32	EDGARD RIVERA	HERMINIA KIERNAN			
17	2292	2	2294	341	1953	14.86	NATANYA VASQUEZ	SHARON CARTER			
18	1422	9	1431	328	1103	22.92	LAURA VEGA	KENNETH TAYLOR			
19	466	2	468	218	250	46.58	RUIHIE THOMPSON	CASSANDA MILLER			
20	1539	3	1542	301	1241	19.52	LILLIE HARPER	ORZIE HENDERSON			
21	1565	4	1569	289	1280	18.42	FRANCES ECHEVARRIA	DERRICK GRAY			
22	2394	11	2405	427	1978	17.75	THENIA DAVIS	TOMIE NELSON			
23	1656	4	1660	478	1182	28.80	BARBARA CLAYTON	WILFREDO DAVILA			
TOTAL:	44034	145	44179	11106	33073	25.14					

OFFICIALState of Connecticut
Office of the Secretary of the State
Election Services DivisionPRESCRIBED FORM FOR RETURN OF VOTES CAST AT A MUNICIPAL ELECTION
(C.G.S. §9-314(b))

Head moderator, or moderator in municipalities with only a single voting district, to complete, sign, and forthwith transmit one copy of this return, **BY FAX, MAIL** or by hand delivery, to **SECRETARY OF THE STATE**, Election Services Division, 30 Trinity Street, P.O. Box 150470, Hartford, CT 06115-0470. Use additional pages, if necessary. A duplicate return is to be filed with the municipal clerk.

City
Town of Hartford
Borough

Date of Election: NOVEMBER 4, 2003Part I - Candidates on Ballot

<u>Office Designation</u> (from ballot label, including political division, if applicable--e.g., Council District, Ward, etc.)	<u>Candidate</u> (from ballot label)	<u>Party</u> (from ballot label)	<u>Number of Votes Received</u> (including <u>write-in</u> votes specified below)*
MAYOR	MICHAEL T. MCGARRY	REPUBLICAN	1876
MAYOR	EDDIE A. PEREZ	DEMOCRAT	7590
MAYOR	RICHARD LIONI	LIBERTARIAN	564
COUNCILMEN	VERONICA AIREY-WILSON	REPUBLICAN	3433
COUNCILMEN	ROBERT L. PAINTER	REPUBLICAN	3388
COUNCILMEN	STEVEN J. BONAFONTE	REPUBLICAN	2591
COUNCILMEN	JAMES M. BOUCHER	DEMOCRAT	5797
COUNCILMEN	R.J. WINCH	DEMOCRAT	5073
COUNCILMEN	JOHN BAZZANO	DEMOCRAT	6222
COUNCILMEN	HERNAN LaFONTAINE	DEMOCRAT	6516
COUNCILMEN	KENNETH H. KENNEDY, JR.	DEMOCRAT	6969
COUNCILMEN	CALIXTO TORRES	DEMOCRAT	5491
COUNCILMEN	ELIZABETH D. HORTON-SHEFF	GREEN	2709
COUNCILMEN	VIRGINIA NUNES	HARTFORD TOGETHER	690
COUNCILMEN	F. MICHELLE BROWN	HARTFORD TOGETHER	921

*Include write-in votes cast (1) for candidates whose names appear on voting machines for single-opening offices only.
(2) for candidates on absentee ballots for any office, provided the write-in vote on any single ballot doesn't result in two votes being cast for the same candidate for the same office.

OFFICIAL

Part II - Write-In Votes for REGISTERED Write-in Candidates Only

Office Designation
(from ballot label,
including political
subdivision, if applicable
--e.g., Council District,
Ward, etc.)

Registered Write-In
Candidate's Name

Number of
Write-in
Votes Cast

Part III - Questions on Ballot

Question
Number

Designation of Question (from ballot label)

Yes
Votes

No
Votes

1	Question 1: "Shall the City of Hartford appropriate \$6.3 million for the cost of renovations of the Naylor Elementary school, and finance said appropriation by issuing bonds or notes in an amount not to exceed \$6.3 million?"	5,564	884
2	Question 2: "Shall the City of Hartford appropriate \$3.2 million for the cost of renovations of the Webster Elementary School, and finance said appropriation by issuing bonds or notes in an amount not to exceed \$3.2 million?"	5,350	1,018
3	Question 3: "Shall the City of Hartford appropriate \$3.2 million for the cost of renovations of the Mary L. Hooker Elementary School, and finance said appropriations by issuing bonds or notes in an amount not to exceed \$3.2 million?"	5,320	911
4	Question 4: "Shall the City of Hartford appropriate \$2.0 million for the cost of renovations of the Annie Fisher Elementary School, and finance said appropriation by issuing bonds or notes in an amount not to exceed \$2.0 million?"	5,436	834
5	Question 5: "Shall the City of Hartford appropriate \$2.0 million for the cost of renovations of the Simpson-Waverly Elementary School, and finance said appropriations by issuing bonds or notes in an amount not to exceed \$2.0 million?"	5,279	935
6	Question 6: "Shall the City of Hartford appropriate \$1.6 million for the cost of renovations of the Equestrian Center School, and finance said appropriation by issuing bonds or notes in an amount not to exceed \$1.6 million?"	4,837	1,202

OFFICIAL

Part IV - Official Check List Report

1. Entire Municipality:
(Town, Borough, City)

2. Political Subdivision
if applicable
(e.g., Council
District, Ward, etc.):

- 1 _____
- 2 _____
- 3 _____
- 4 _____
- 5 _____
- 6 _____
- 7 _____
- 8 _____
- 9 _____
- 10 _____
- 11 _____
- 12 _____
- 13 _____
- 14 _____
- 15 _____
- 16 _____
- 17 _____
- 18 _____
- 19 _____
- 20 _____
- 21 _____
- 22 _____
- 23 _____

A. Total number of names
on official check list
(include only the active
registry list and names
restored to it on election day):
44179

B. Total number of names
checked as having voted,
by machine and by absentee
ballot (as counted on
official check list):
11106

A. Total number of names
on official check list
(include only the active
registry list and names
restored to it on election day):


- 1904
- 631
- 1695
- 979
- 2758
- 2516
- 2627
- 2220
- 2672
- 2614
- 2054
- 2371
- 2143
- 2503
- 1249
- 1874
- 2294
- 1431
- 468
- 1542
- 1569
- 2405
- 1660

B. Total number of names
checked as having voted,
by machine and by absentee
ballot (as counted on
official check list):

- 557
- 246
- 709
- 311
- 595
- 485
- 862
- 493
- 570
- 609
- 667
- 684
- 562
- 754
- 258
- 362
- 341
- 328
- 218
- 301
- 289
- 427
- 478

I hereby certify that the foregoing are the returns of the municipal election in the above-named municipality, legally
warned and held on November 4, 2003.

SIGN HERE: X



Head Moderator

[-check one-]

November 5, 2003
Date

Moderator

Head Moderator's/ Moderator's Telephone Numbers:

(860) 296-0508
(Home)

n/a
(Work)

OFFICIAL

AMENDED

CITY OF HARTFORD - REGISTRARS OF VOTERS

Recount

November 07, 2003

OFFICIAL

Voting Districts	1	2	3	4	5	6	7	8	9	10	11	12	13	14	15	16	17	18	19	20	21	22	23	TOTALS	
CITY COUNCIL																									
2A	Veronica Airey-Wilson	289	125	232	114	231	219	475	77	86	110	176	207	169	177	55	68	67	74	74	108	55	152	191	3531
3A	Robert L. Painter	105	152	440	157	243	68	235	98	127	103	264	240	224	252	62	62	64	81	133	62	33	67	84	3356
4A	Steven J. Bonafonte	74	110	310	99	160	55	131	72	75	84	228	224	196	271	54	48	49	60	131	40	20	37	55	2583
2B	James M. Boucher	192	89	358	126	347	203	291	323	407	435	404	346	338	404	162	232	199	188	80	152	173	186	172	5807
3B	R. J. Winch	337	58	288	98	314	272	350	319	391	412	284	178	244	302	138	223	192	176	45	166	192	213	215	5407
4B	John Bazzano	235	106	324	120	365	249	354	339	428	440	411	340	351	545	170	242	208	199	90	84	195	200	200	6195
5B	Hernan LaFontaine	252	123	439	168	392	265	399	351	447	454	416	355	350	444	163	260	248	195	111	176	198	221	211	6638
6B	Kenneth H. Kennedy, Jr.	339	143	402	184	420	316	541	378	396	452	420	370	361	438	165	247	218	202	108	197	204	256	273	7030
7B	Calixto Torres	186	81	292	114	315	200	292	342	424	430	343	311	298	359	143	248	226	193	69	153	185	179	176	5559
2D	Elizabeth D. Horton-Sheff	244	76	210	155	182	175	342	51	58	85	109	186	84	80	28	48	53	55	43	88	43	128	177	2700
2E	Virginia Nunes	50	9	31	20	31	39	58	63	19	22	17	94	20	25	9	18	13	5	9	21	20	56	45	694
3E	F. Michelle Brown	119	19	41	18	49	59	132	27	24	23	35	78	15	25	5	18	15	8	8	24	21	73	83	919
5E	Radames Ray Vasquez	74	20	27	20	34	34	103	38	19	21	30	78	17	18	13	20	16	9	12	16	28	70	70	787
7E	Paul M. Ritter	97	23	45	32	64	64	142	29	31	27	41	98	25	30	16	22	12	10	18	25	26	85	90	1052
Total:		2593	1134	3439	1425	3147	2218	3845	2507	2932	3098	3178	3105	2692	3370	1183	1756	1580	1455	931	1312	1393	1923	2042	52258

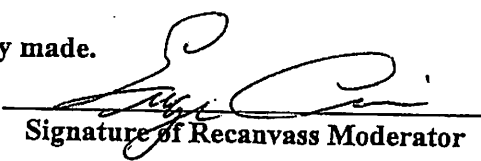
OFFICIAL

OFFICIALELECTION RECANVASS RETURN FORMTO: Secretary of the State
30 Trinity Street
Hartford, Connecticut 06106Attention: Election Services DivisionTown _____
City of: Hartford
Borough _____Date of Recanvass: November 7, 2003

I certify that on the date shown above, a recanvass was made of the votes cast at the
November 4, 2003 election for the office(s) specified below, and that at said recanvass,
 (date of election)
 the following candidates received the number of votes indicated:

OFFICE(S) (Including District)	CANDIDATES	PARTY DESIG- NATIONS	NUMBER OF VOTES (Including Write-In Votes for Candidates Listed)
Councilmen	Veronica Airey-Wilson	Repub.	3,531
Councilmen	Robert L. Painter	Repub.	3,356
Councilmen	Steven J. Bonafonte	Repub.	2,583
Councilmen	James M. Boucher	Democrat	5,807
Councilmen	R.J. Winch	Democrat	5,407
Councilmen	John Bazzano	Democrat	6,195
Councilmen	Hernan LaFontaine	Democrat	6,638
Councilmen	Kenneth H. Kennedy Jr.	Democrat	7,030
Councilmen	Calixto Torres	Democrat	5,559
Councilmen	Elizabeth Horton-Sheff	Green	2,700
Councilmen	Virginia Nunes	Hartford Together	694
Councilmen	F. Michelle Brown	Hartford Together	919
Councilmen	Radames Ray Vasquez	Hartford Together	787

A copy of this return has been filed with the clerk of the town.

The original canvass was was not correctly made.

 Signature of Recanvass Moderator

(ED-653a - Recanvass Return Form)

ED-677 - Rev. 6/99 (G:\handbook\recanvas\1999\pp.1-24)

(19)

OFFICIAL

ELECTION RECANVASS RETURN FORM

TO: Secretary of the State
30 Trinity Street
Hartford, Connecticut 06106

OFFICIAL

Attention: Election Services Division


Town _____
City of: Hartford
Borough _____
Date of Recanvass: November 7, 2003

I certify that on the date shown above, a recanvass was made of the votes cast at the November 4, 2003 election for the office(s) specified below, and that at said recanvass, (date of election) the following candidates received the number of votes indicated:

OFFICE(S) (Including District)	CANDIDATES	PARTY DESIG- NATIONS	NUMBER OF VOTES (Including Write-In Votes for Candidates Listed)
Councilmen	Paul M. Ritter	Hartford Together	1,052

A copy of this return has been filed with the clerk of the town.

The original canvass was was not correctly made.


Signature of Recanvass Moderator

(ED-653a - Recanvass Return Form)

ED-677 - Rev. 6/99 (G\handbook\recanvass\1999\pp.1-24)

OFFICIAL

PRESIDENTIAL PREFERENCE & TOWN COMMTE
PRIMARY

MARCH 2, 2004

CITY OF HARTFORD - REGISTRARS OF VOTERS

Democratic Presidential Preference

March 02, 2004

Voting Districts		1	2	3	4	5	6	7	8	9	10	11	12	13	14	15	16	17	18	19	20	21	22	23	TOTALS
PRESIDENT																									
1A	John Edwards	21	23	76	24	53	21	44	31	19	17	30	42	46	68	4	10	12	21	30	20	8	16	23	659
1B	Joe Lieberman	67	21	20	13	60	67	127	6	8	11	12	11	7	16	3	3	5	8	1	37	82	99	107	791
1C	Lyndon H. LaRouche, Jr.	33	5	37	5	32	23	50	8	5	11	1	1	4	7	4	1	4	9	8	42	59	54	40	443
1D	Dennis J. Kucinich	2	1	36	27	12	0	2	6	4	4	5	8	8	6	3	2	3	6	4	12	2	0	1	154
1E	Howard Dean	4	5	45	13	16	7	11	11	55	7	10	25	13	19	3	1	8	6	4	5	2	0	3	273
1F	John F. Kerry	122	68	209	69	188	147	197	63	78	77	117	83	98	169	26	24	49	40	54	62	60	67	108	2175
1G	Wesley Clark	7	1	3	3	2	1	3	1	1	5	4	3	2	4	0	1	1	0	4	4	5	1	2	58
1H	Al Sharpton	22	8	21	7	30	26	59	6	12	9	8	7	7	3	2	1	2	9	2	11	5	24	29	310
1I	Uncommitted	0	0	2	4	0	3	5	0	0	1	2	1	1	5	2	0	2	0	4	1	1	1	2	37
Total:		278	132	449	165	393	295	498	132	182	142	189	181	186	297	47	43	86	99	111	194	224	262	315	4900

OFFICIAL

CITY OF HARTFORD - REGISTRARS OF VOTERS

Democratic Presidential Preference

March 02, 2004

Voting Districts	1	2	3	4	5	6	7	8	9	10	11	12	13	14	15	16	17	18	19	20	21	22	23	TOTALS	
TOWN COMMITTEE - ASSEMBLY DISTRICT 1																									
2B	Abigail H. Ahlborn	123	79	202	106																				510
3B	Frank D. Barrows	191	97	196	94																				578
4B	Lelia J. Bouyer	143	75	142	80																				440
5B	Kejuan L. Dillard	135	73	151	80																				439
6B	Elaine Hatcher	149	73	161	86																				469
7B	John B. Kennelly	194	86	208	104																				592
8B	Thompson G. Page	127	76	193	86																				482
2C	Karen L. Bailey-Addison	129	30	178	42																				379
3C	Phillip L. McCalla	79	24	154	27																				284
4C	Janemarie W. Murphy	85	38	214	39																				376
5C	Edna N. Negron	96	44	217	45																				402
6C	Pedro E. Segarra	83	32	184	33																				332
7C	Peter N. Stevens	70	38	198	38																				344
8C	Troy C. Stewart	121	34	177	32																				364
Total:		1725	799	2575	892																				5991

OFFICIAL

CITY OF HARTFORD - REGISTRARS OF VOTERS

Democratic Presidential Preference

March 02, 2004

Voting Districts	1	2	3	4	5	6	7	8	9	10	11	12	13	14	15	16	17	18	19	20	21	22	23	TOTALS
TOWN COMMITTEE - ASSEMBLY DISTRICT 5																								
2B Mamie M. Bell																			14	54	136	137	196	537
3B W. Michael Downes																			17	54	131	131	157	490
4B Abraham L. Giles																			13	55	141	139	186	534
5B Georgiana E. Holloway																			18	54	133	129	168	502
6B Barbara Ryles James																			19	49	130	121	172	491
7B Paul M. Ritter																			25	57	132	132	189	535
8B Jacqueline Shannon																			17	53	130	129	159	488
9B William R. Smith																			14	52	129	136	174	505
10B Clorinda Soldevila																			17	45	129	123	153	467
11B Radames Vega Vasquez																			18	51	133	125	166	493
12B Ludella Perry Williams																			14	49	127	136	173	499
2C Eric J. Clarke																			79	107	95	108	101	490
3C Adam M. Cloud																			81	105	91	112	113	502
4C Milagros Davila																			75	99	96	105	85	460
5C Merle Davis																			74	101	97	119	118	509
6C Marc A. DiBella																			81	95	94	107	83	460
7C Luwanna A. Johnson																			76	105	89	113	93	476
8C Marie Lopez Kirkley-Bey																			86	112	99	119	125	541
9C Cornell Lewis																			80	110	98	124	118	530
10C Charles F. Oxley																			84	94	89	102	91	460
11C L. Raquel Rivera																			79	98	96	98	87	458
12C Rudolph E. Thomas																			76	95	89	109	94	463
Total:																			1057	1694	2484	2654	3001	10890

OFFICIAL

CITY OF HARLORD - REGISTRARS OF VOTERS

Democratic Presidential Preference

March 02, 2004

Voting Districts	1	2	3	4	5	6	7	8	9	10	11	12	13	14	15	16	17	18	19	20	21	22	23	TOTALS	
TOWN COMMITTEE - ASSEMBLY DISTRICT 7																									
2B	Olivia Almagro-Johnson				184	204	251																		639
3B	Cynthia D. Bent				192	203	268																		663
4B	Darrell Garner, Jr.				211	212	270																		693
5B	Prenzina Raines Holloway				193	219	262																		674
6B	Winston Kennedy				188	207	287																		682
7B	Douglas McCrory				194	200	289																		683
8B	Noel F. McGregor, Jr.				212	216	308																		736
9B	Naomi Crawford McKoy				192	203	268																		663
10B	Serafin Rivera				188	180	235																		603
11B	Shirley A. Surgeon				180	198	257																		635
12B	Andrew Woods				181	182	283																		646
2C	Betty A. Cleveland				98	63	152																		313
3C	Carolyn J. Evans				96	58	141																		295
4C	John W. Gardner				100	62	159																		321
5C	Nathaniel Jenkins				94	65	181																		340
6C	Michelle Y. Jones				98	60	130																		288
7C	Jonnie M. Shannon				84	56	138																		278
8C	Edith R. Sherrod				95	56	130																		281
9C	Roosevelt D. Terry				94	73	161																		328
11C	Benita G. Toussaint				100	46	104																		250
12C	Louis Watkins, Jr.				110	84	191																		385
Total:					3084	2847	4465																		10396

OFFICIAL

CITY OF HARTFORD

PRESIDENTIAL PREFERENCE

DEMOCRATIC TOWN COMMITTEE PRIMARY

MARCH 2, 2004

(COMPILATION OF VOTES AND ENROLLMENT IN ACCORDANCE WITH SECTION 9-307)

DISTRICT	NUMBER OF NAMES ON LIST	+ OR -	NEW TOTAL OF NAMES ON LIST	NUMBER CHECKED AS VOTING	NUMBER LISTED AS NOT VOTING	PERCENTAGE	NAMES OF ASSISTANT REGISTRARS				
1	1400	2	1402	313	1089	22.33	DEBORAH MEYERS	MARGARET FRASER			
2	392	0	392	128	264	32.65	DESPRI GRIMES	RUTHIE THOMPSON			
3	1201	2	1203	467	736	38.82	NORMAN KING				
4	668	0	668	171	497	25.60	BETTY AYERS				
5	1847	0	1847	415	1432	22.47					
6	1832	0	1832	335	1497	18.29	STEVEN GRAY	DANA BROWN			
7	1931	0	1931	528	1403	27.34	MELVIN PETTIGREW				
8	1677	2	1679	133	1546	7.92					
9	1974	1	1975	185	1790	9.37					
10	1978	-2	1976	143	1833	7.24	BARBARA SILVA				
11	1241	0	1241	190	1051	15.31	CHARLENE WILLIAMS				
12	1567	0	1567	181	1386	11.55	MARGARET DAVOREN				
13	1380	0	1380	187	1193	13.55	DORIS CORSO				
14	1618	0	1618	301	1317	18.60	GERRE DEFELICE				
15	759	0	759	47	712	6.19	JUANITA THOMAS				
16	1275	0	1275	43	1232	3.37	JEFFREY ACOFF				
17	1295	0	1295	85	1210	6.56	NATANYA VASQUEZ				
18	1040	0	1040	99	941	9.52					
19	278	1	279	123	156	44.09	ST. CLAIR KNOWLIN				
20	1121	0	1121	208	913	18.55	RETHANIEL B. THAMES	ROSA LITTLE			
21	1244	4	1248	262	986	20.99					
22	1847	-1	1846	295	1551	15.98	ANGELA SCALES	LEONA WILSON			
23	1329	7	1336	353	983	26.43	PAULINE HARRIS				
TOTAL:	30894	16	30910	5192	25718	16.80					

CITY OF HARTFORD - REGISTRARS OF VOTERS

Democratic Presidential Preference

March 02, 2004

Voting District(s)	Beginning Totals	Additions/ Deletions	NewTotal	Number Voting	Not Voting	Percent Voted
001	1400	2	1402	313	1089	22.33%
002	392	0	392	128	264	32.65%
003	1201	2	1203	467	736	38.82%
004	668	0	668	171	497	25.60%
005	1847	0	1847	415	1432	22.47%
006	1832	0	1832	335	1497	18.29%
007	1931	0	1931	528	1403	27.34%
008	1677	2	1679	133	1546	7.92%
009	1974	1	1975	185	1790	9.37%
010	1978	-2	1976	143	1833	7.24%
011	1241	0	1241	190	1051	15.31%
012	1567	0	1567	181	1386	11.55%
013	1380	0	1380	187	1193	13.55%
014	1618	0	1618	301	1317	18.60%
015	759	0	759	47	712	6.19%
016	1275	0	1275	43	1232	3.37%
017	1295	0	1295	85	1210	6.56%
018	1040	0	1040	99	941	9.52%
019	278	1	279	123	156	44.09%
020	1121	0	1121	208	913	18.55%
021	1244	4	1248	262	986	20.99%
022	1847	-1	1846	295	1551	15.98%
023	1329	7	1336	353	983	26.42%
Total:	30894	16	30910	5192	25718	16.80%

OFFICIAL

City of Hartford Recount Listing by Candidate

Democratic Presidential Preference

March 02, 2004

Office: President

Seats: 1

Lever (Name)	Total	Win/Loose Diff	Total Having Voted: 4900 0.5% 25
1F (John F. Kerry)	2175		
1B (Joe Lieberman)	791		
1A (John Edwards)	659		
1C (Lyndon H. LaRouche, Jr.)	443		
1H (Al Sharpton)	310		
1E (Howard Dean)	273		
1D (Dennis J. Kucinich)	154		
1G (Wesley Clark)	58		
1I (Uncommitted)	37		
Office Totals	4900		

Democratic Primary

March 2, 2004

Head Moderator's Return

Hartford

Preliminary filing: The Town Clerk, Head Moderator or Registrar of Voters is requested to FAX THIS RETURN TO (860) 509-6127 (ALTERNATES: (860) 509-6131; (860) 509-6230; (860) 509-6281 as soon as possible after the polls close. This Fax report does not replace the required official filing. (See Below)

The Democratic Head Moderator must make a duplicate of such return, sign both and *deliver by hand*, one copy of the returns either to the Secretary of the State or to the State Police not later than 2:00 p.m. Wednesday, March 3, 2004; and to deliver the other copy to the Town Clerk on or before March 3, 2004. The Head Moderator will be given a receipt for the returns. A late filing (later than 2:00 p.m. March 3, 2004) will make the Head Moderator liable for a late filing fee of \$50.00 under §9-476. **DO NOT MAIL**

Enter votes in the boxes directly below each candidate's name. Do not enter anything in a box which does not have a candidates name directly above it.

At a Presidential Preference Primary of the Democratic Party in the Town of Hartford legally warned and held on March 2, 2004, the following candidates received the number of voters shown respectively, for nomination to the office indicated:

Nomination for President of the United States

John Edwards

Joe Lieberman

Lyndon H. LaRouche, Jr.

Dennis J. Kucinich

659

791

443

154

Votes

Votes

Votes

Votes

Howard Dean

John F. Kerry

Wesley Clark

Al Sharpton

Uncommitted

273

2,175

58

310

37

Votes

Votes

Votes

Votes

Votes

Total Number of Names on Active Democratic Enrollment List in Town:
(Include names restored to active list on primary day)

30,910

Total Number of Names Checked as Having Voted in Town:
(Name-by-name count of all names checked on list as having voted by machine, by absentee ballot, and by overseas ballot if applicable)

5,192

Double Check Your Math!!!

Sign Here

List of Votes Certified by



Beadly Jones
Signature of Head Moderator - Presiding Officer

R E C A N V A S 5THASSEMBLY DJST.

19,20, 21 22, 23;

MARCH 4, 2004

CITY OF HARTFORD - REGISTRARS OF VOTERS

Recount

March 04, 2004

Voting Districts	1	2	3	4	5	6	7	8	9	10	11	12	13	14	15	16	17	18	19	20	21	22	23	TOTALS
TOWN COMMITTEE - ASSEMBLY DISTRICT 5																								
2B Mamie M. Bell																			14	54	135	137	196	536
3B W. Michael Downes																			17	54	129	132	157	489
4B Abraham L. Giles																			13	55	140	139	187	534
5B Georgiana E. Holloway																			18	54	132	129	168	501
6B Barbara Ryles James																			19	49	128	121	172	489
7B Paul M. Ritter																			25	57	131	132	189	534
8B Jacqueline Shannon																			17	49	129	129	159	483
9B William R. Smith																			14	52	128	136	174	504
10B Clorinda Soldevila																			17	45	127	123	153	465
11B Radames Vega Vasquez																			18	51	133	124	166	492
12B Ludella Perry Williams																			14	49	126	136	173	498
2C Eric J. Clarke																			79	107	95	108	106	495
3C Adam M. Cloud																			81	105	91	113	117	507
4C Milagros Davila																			75	99	96	105	85	460
5C Merle Davis																			74	101	96	119	118	508
6C Marc A. DiBella																			81	95	93	107	83	459
7C Luwannia A. Johnson																			76	105	89	113	93	476
8C Marie Lopez Kirkley-Bey																			86	112	99	120	125	542
9C Cornell Lewis																			80	110	97	124	118	529
10C Charles F. Oxley																			79	94	89	102	91	455
11C L. Raquel Rivera																			79	98	96	98	87	458
12C Rudolph E. Thomas																			76	95	89	109	93	462
Total:																			1052	1690	2468	2656	3010	10876

OFFICIAL

City of Hartford Recount Listing by Candidate

Recount
March 04, 2004

Office: Town Committee - Assembly District 5

Seats: 11

Lever (Name)	Total	Win/Loose Diff	Total Having Voted: 1241 0.5% 6
8C (Marie Lopez Kirkley-Bey)	542		
2B (Mamie M. Bell)	536		
4B (Abraham L. Giles)	534		
7B (Paul M. Ritter)	534		
9C (Cornell Lewis)	529		
5C (Merle Davis)	508		
3C (Adam M. Cloud)	507		
9B (William R. Smith)	504		
5B (Georgiana E. Holloway)	501		
12B (Ludella Perry Williams)	498		
2C (Eric J. Clarke)	495		
11B (Radames Vega Vasquez)	492	(3)	Automatic Recount
6B (Barbara Ryles James)	489		
3B (W. Michael Downes)	489		
8B (Jacqueline Shannon)	483		
7C (Luwannia A. Johnson)	476		
10B (Clorinda Soldevila)	465		
12C (Rudolph E. Thomas)	462		
4C (Milagros Davila)	460		
6C (Marc A. DiBella)	459		
11C (L. Raquel Rivera)	458		
10C (Charles F. Oxley)	455		
Office Totals	10876		

DEMOCRATIC PRIMARY

AUGUST 10, 2004



CITY OF HARTFORD - REGISTRARS OF VOTERS

OFFICIAL

Democratic State Primary

August 10, 2004

Voting Districts	1	2	3	4	5	6	7	8	9	10	11	12	13	14	15	16	17	18	19	20	21	22	23	TOTALS	
STATE SENATOR - SENATORIAL DISTRICT 2																									
Timothy Curtis	52	34	144		129	59	132													50	59	76		735	
Eric D. Coleman	255	74	195		271	359	475													114	195	277		2215	
Total:	307	108	339		400	418	607													164	254	353		2950	
STATE REPRESENTATIVE - ASSEMBLY DISTRICT 5																									
Paul M. Ritter																				17	49	80	130	156	432
Marie Lopez Kirkley-Bey																				65	131	121	126	189	632
Total:																				82	180	201	256	345	1064
STATE REPRESENTATIVE - ASSEMBLY DISTRICT 6																									
Hector Luis Robles												166	189	115	178										648
Art J. Feltman												178	193	190	295										856
Total:												344	382	305	473										1504
STATE REPRESENTATIVE - ASSEMBLY DISTRICT 7																									
Douglas McCrory					245	297	482																		1024
Annette Wheeler Carter					160	120	202																		482
Total:					405	417	684																		1506
DEMOCRATIC REGISTRAR OF VOTERS																									
Shirley A. Surgeon	203	66	241	57	218	283	352	51	55	71	143	163	149	267	46	44	49	72	63	106	95	86	148		3028
Olga Iris Vazquez-Aviles	98	39	87	38	170	127	254	110	126	85	160	164	104	146	29	58	45	78	12	62	105	153	185		2435
Total:	301	105	328	95	388	410	606	161	181	156	303	327	253	413	75	102	94	150	75	168	200	239	333		5463

RECEIVED BY
Paul M. Ritter
 Aug 11 2 35 PM '04

CITY OF HARTFORD

STATE ELECTION/MUNICIPAL DEMOCRATIC PRIMARY

AUGUST 10, 2004

(COMPILATION OF VOTES AND ENROLLMENT IN ACCORDANCE WITH SECTION 9-307)

DISTRICT	NUMBER OF NAMES ON LIST	+ DR -	NEW TOTAL OF NAMES ON LIST	NUMBER CHECKED AS VOTING	NUMBER LISTED AS NOT VOTING	PERCENTAGE	NAMES OF ASSISTANT REGISTRARS			
1	1392	2	1394	315	1079	22.60	EBONY KING	MARGARET FRASER		
2	392	0	392	107	285	27.30	TERRELL GREEN	PATRICIA DAVIS		
3	1182	2	1184	349	835	29.48	MIDELINE BOISFOND	NORMAN KING		
4	646	2	648	96	552	14.81	BEN DOWDELL	KHYRYSTELLINA KHENG		
5	1865	3	1868	426	1442	22.81	SABRINA McCALOP	DERRICK FOLKES		
6	1877	5	1882	446	1436	23.70	KIMBERLY MITCHELL	JA'CEE BROADEN		
7	2000	3	2003	702	1301	35.05	TYRONE JOHNSON	MELVIN PETTIGREW		
8	1611	4	1615	161	1454	9.97	MARIA AYALA	ST. CLAIR KNOWLIN		
9	1878	-2	1876	191	1685	10.18	CARMEN DURAN	MARIA M. LOPEZ		
10	1908	1	1909	159	1750	8.33	ANNETTE JERNIGAN			
11	1270	4	1274	356	918	27.94	VIRGINIA VALENTE	LAURA VEGA		
12	1648	4	1652	398	1254	24.09	DIANNA A. VAZQUEZ	LINDA DIANE COOPER		
13	1476	2	1478	311	1167	21.04	KENNETH HAMILTON			
14	1641	4	1645	485	1160	29.48	DEBORAH MAYO	HERMIN BLAKE		
15	751	-1	750	77	673	10.27	TRACY HAMILTON			
16	1279	1	1280	103	1177	8.05	KALU WILCOX	RUTHIE THOMPSON		
17	1205	1	1206	99	1107	8.21	GLORIA G. BLAIR	SHARON O. ROSE		
18	1039	4	1043	160	883	15.34	CHRIS MENA			
19	292	0	292	83	209	28.42	THELMA D. WILLIAMS GRADY			
20	1096	5	1101	187	914	16.98	JUANNA LONG	BETTY AYERS		
21	1277	10	1287	215	1072	16.71	MICHELLE JONES	BETTIE MARTIN		
22	1852	3	1855	273	1582	14.72	ANGELA SCALES			
23	1347	4	1351	375	976	27.76	GUSSIE DAVIS	ROSALIND CRUMPTON		

T : 30924 61 30985 6074 24911 19.60

CITY OF HARTFORD - REGISTRARS OF VOTERS

Democratic State Primary

OFFICIAL

August 10, 2004

Voting District(s)	Beginning Totals	Additions/ Deletions	NewTotal	Number Voting	Not Voting	Percent Voted
001	1392	2	1394	315	1079	22.60%
002	392	0	392	107	285	27.30%
003	1182	2	1184	349	835	29.48%
004	646	2	648	96	552	14.81%
005	1865	3	1868	426	1442	22.81%
006	1877	5	1882	446	1436	23.70%
007	2000	3	2003	702	1301	35.05%
008	1611	4	1615	161	1454	9.97%
009	1878	-2	1876	191	1685	10.18%
010	1908	1	1909	159	1750	8.33%
011	1270	4	1274	356	918	27.94%
012	1648	4	1652	398	1254	24.09%
013	1476	2	1478	311	1167	21.04%
014	1641	4	1645	485	1160	29.48%
015	751	-1	750	77	673	10.27%
016	1279	1	1280	103	1177	8.05%
017	1205	1	1206	99	1107	8.21%
018	1039	4	1043	160	883	15.34%
019	292	0	292	83	209	28.42%
020	1096	5	1101	187	914	16.98%
021	1277	10	1287	215	1072	16.71%
022	1852	3	1855	273	1582	14.72%
023	1347	4	1351	375	976	27.76%
Total:	30924	61	30985	6074	24911	19.60%