

City of Hartford
Connecticut

Historical Election Results

2001- 2015

Compiled from Official Election Documents

CITY OF HARTFORD - Official Candidate Votes by District

State (Federal) Election

November 04, 2008

| Voting Districts | 1 | 2 | 3 | 4 | 5 | 6 | 7 | 8 | 9 | 10 | 11 | 12 | 13 | 14 | 15 | 16 | 17 | 18 | 19 | 20 | 21 | 22 | 23 | TOTALS |
|---|-------------|------------|-------------|------------|-------------|-------------|-------------|-------------|-------------|-------------|-------------|-------------|-------------|-------------|------------|------------|-------------|------------|------------|------------|------------|-------------|-------------|--------------|
| REGISTRAR OF VOTERS | | | | | | | | | | | | | | | | | | | | | | | | |
| Salvatore A. Bramante | 39 | 91 | 196 | 59 | 173 | 40 | 41 | 100 | 115 | 102 | 222 | 155 | 145 | 225 | 55 | 63 | 125 | 49 | 151 | 48 | 56 | 38 | 27 | 2315 |
| Olga Iris Vazquez | 962 | 276 | 781 | 489 | 1412 | 1332 | 1347 | 915 | 1163 | 1316 | 994 | 1241 | 1008 | 1113 | 532 | 758 | 925 | 614 | 363 | 782 | 608 | 1283 | 1058 | 21272 |
| Urania Petit | 178 | 32 | 218 | 148 | 300 | 107 | 340 | 54 | 76 | 41 | 107 | 88 | 125 | 106 | 39 | 83 | 125 | 38 | 31 | 68 | 28 | 93 | 116 | 2541 |
| Total: | 1179 | 399 | 1195 | 696 | 1885 | 1479 | 1728 | 1069 | 1354 | 1459 | 1323 | 1484 | 1278 | 1444 | 626 | 904 | 1175 | 701 | 545 | 898 | 692 | 1414 | 1201 | 26128 |
| QUESTION 1: | | | | | | | | | | | | | | | | | | | | | | | | |
| Shall there be a Constitutional Convention to amend or revise the Constitution of the State? | | | | | | | | | | | | | | | | | | | | | | | | |
| Question 1: - YES | 469 | 170 | 342 | 233 | 767 | 735 | 681 | 409 | 532 | 613 | 534 | 656 | 600 | 689 | 293 | 398 | 585 | 345 | 182 | 411 | 321 | 649 | 497 | 11111 |
| Question 1: - NO | 488 | 258 | 151 | 501 | 934 | 605 | 847 | 564 | 661 | 667 | 788 | 821 | 660 | 725 | 284 | 489 | 587 | 304 | 415 | 364 | 254 | 557 | 585 | 12509 |
| Total: | 957 | 428 | 493 | 734 | 1701 | 1340 | 1528 | 973 | 1193 | 1280 | 1322 | 1477 | 1260 | 1414 | 577 | 887 | 1172 | 649 | 597 | 775 | 575 | 1206 | 1082 | 23620 |
| QUESTION 2: | | | | | | | | | | | | | | | | | | | | | | | | |
| Shall the Constitution of the State be amended to permit any person who will have attained the age of eighteen years on or before the day of a regular election to vote in the primary for such regular election? | | | | | | | | | | | | | | | | | | | | | | | | |
| Question 2: - YES | 703 | 304 | 929 | 484 | 1296 | 1082 | 1097 | 666 | 777 | 855 | 867 | 943 | 886 | 500 | 423 | 662 | 922 | 494 | 429 | 616 | 403 | 917 | 812 | 17067 |
| Question 2: - NO | 225 | 118 | 310 | 222 | 392 | 247 | 413 | 302 | 392 | 398 | 413 | 509 | 365 | 870 | 132 | 174 | 245 | 126 | 167 | 159 | 161 | 235 | 257 | 6832 |
| Total: | 928 | 422 | 1239 | 706 | 1688 | 1329 | 1510 | 968 | 1169 | 1253 | 1280 | 1452 | 1251 | 1370 | 555 | 836 | 1167 | 620 | 596 | 775 | 564 | 1152 | 1069 | 23899 |
| QUESTION 3: | | | | | | | | | | | | | | | | | | | | | | | | |
| Shall there be an ordinance amending the annual salary of members of the Court of Common Council to (\$26,650) effective January 1, 2012? | | | | | | | | | | | | | | | | | | | | | | | | |
| Question 3: - YES | 428 | 200 | 594 | 303 | 880 | 721 | 657 | 734 | 582 | 620 | 554 | 557 | 558 | 565 | 276 | 446 | 592 | 334 | 275 | 382 | 269 | 595 | 481 | 11603 |
| Question 3: - NO | 420 | 192 | 520 | 342 | 691 | 527 | 730 | 477 | 573 | 545 | 623 | 802 | 621 | 710 | 241 | 361 | 473 | 262 | 252 | 332 | 240 | 490 | 473 | 10897 |
| Total: | 848 | 392 | 1114 | 645 | 1571 | 1248 | 1387 | 1211 | 1155 | 1165 | 1177 | 1359 | 1179 | 1275 | 517 | 807 | 1065 | 596 | 527 | 714 | 509 | 1085 | 954 | 22500 |

FEDERAL - GENERAL ELECTION

NOVEMBER 4, 2008

ABSENTEE BALLOT DATA

| DISTRICT | LIVILIAN BALLOTS ISSUED | LIVILIAN BALLOTS RETURNED | ARMED FORCES BALLOTS ISSUED | ARMED FORCES BALLOTS RETURNED | | | | | | | | | |
|----------|-------------------------|---------------------------|-----------------------------|-------------------------------|--|--|--|--|--|--|--|--|--|
| 1 | 56 | 52 | 10 | 9 | | | | | | | | | |
| 2 | 40 | 37 | 7 | 7 | | | | | | | | | |
| 3 | 191 | 154 | 24 | 21 | | | | | | | | | |
| 4 | 44 | 40 | 1 | 1 | | | | | | | | | |
| 5 | 272 | 220 | 25 | 21 | | | | | | | | | |
| 6 | 133 | 118 | 5 | 3 | | | | | | | | | |
| 7 | 155 | 124 | 16 | 11 | | | | | | | | | |
| 8 | 73 | 58 | 7 | 4 | | | | | | | | | |
| 9 | 95 | 82 | 4 | 2 | | | | | | | | | |
| 10 | 93 | 84 | 1 | 1 | | | | | | | | | |
| 11 | 206 | 182 | 8 | 6 | | | | | | | | | |
| 12 | 68 | 63 | 3 | 3 | | | | | | | | | |
| 13 | 43 | 40 | 4 | 4 | | | | | | | | | |
| 14 | 142 | 132 | 2 | 2 | | | | | | | | | |
| 15 | 18 | 18 | 4 | 4 | | | | | | | | | |
| 16 | 30 | 26 | 4 | 3 | | | | | | | | | |
| 17 | 87 | 75 | 10 | 7 | | | | | | | | | |
| 18 | 49 | 42 | 1 | 1 | | | | | | | | | |
| 19 | 47 | 44 | 7 | 3 | | | | | | | | | |
| 20 | 37 | 36 | 9 | 8 | | | | | | | | | |
| 21 | 78 | 68 | 2 | 0 | | | | | | | | | |
| 22 | 72 | 60 | 3 | 3 | | | | | | | | | |
| 23 | 112 | 103 | 7 | 7 | | | | | | | | | |

TOTALS: 2141 1858 164 131

1989

CITY OF HARTFORD - REGISTRARS OF VOTERS

State (Federal) Election

November 04, 2008

| Voting District(s) | Beginning Totals | Additions/ Deletions | NewTotal | Number Voting | Not Voting | Percent Voted |
|--------------------|------------------|----------------------|--------------|---------------|--------------|---------------|
| 001 | 2060 | 40 | 2100 | 1545 | 555 | 73.57% |
| 002 | 634 | 7 | 641 | 484 | 157 | 75.51% |
| 003 | 1962 | 17 | 1979 | 1468 | 511 | 74.18% |
| 004 | 1150 | 27 | 1177 | 878 | 299 | 74.60% |
| 005 | 3295 | 98 | 3393 | 2362 | 1031 | 69.61% |
| 006 | 3004 | 78 | 3082 | 2111 | 971 | 68.49% |
| 007 | 2943 | 45 | 2988 | 2301 | 687 | 77.01% |
| 008 | 2178 | 75 | 2253 | 1414 | 839 | 62.76% |
| 009 | 2761 | 95 | 2856 | 1651 | 1205 | 57.81% |
| 010 | 2894 | 74 | 2968 | 1835 | 1133 | 61.83% |
| 011 | 2250 | 19 | 2269 | 1685 | 584 | 74.26% |
| 012 | 2672 | 56 | 2728 | 1896 | 832 | 69.50% |
| 013 | 2405 | 33 | 2438 | 1618 | 820 | 66.37% |
| 014 | 2622 | 51 | 2673 | 1833 | 840 | 68.57% |
| 015 | 1427 | 33 | 1460 | 831 | 629 | 56.92% |
| 016 | 2045 | 68 | 2113 | 1254 | 859 | 59.35% |
| 017 | 2754 | 89 | 2843 | 1553 | 1290 | 54.63% |
| 018 | 1491 | 66 | 1557 | 951 | 606 | 61.08% |
| 019 | 785 | 12 | 797 | 658 | 139 | 82.56% |
| 020 | 1793 | 27 | 1820 | 1194 | 626 | 65.60% |
| 021 | 1555 | 46 | 1601 | 905 | 696 | 56.53% |
| 022 | 2835 | 72 | 2907 | 1891 | 1016 | 65.05% |
| 023 | 2084 | 69 | 2153 | 1679 | 474 | 77.98% |
| Total: | 49599 | 1197 | 50796 | 33997 | 16799 | 66.93% |

November 04, 2008

Head Moderator's Return
Amendment & Statistics

Report of Absentee Ballots

Number Received from Town Clerk

| | | | | | | |
|---|---|---|---|----------|---|-----------------|
| Absentee (Including Civilian, Postage-Free Armed Forces, etc.) | + | Presidential (Including Civilian, Postage-Free Armed Forces, etc.) | + | Overseas | = | |
| 1,878 | | 1,354 | | 114 | | 3,460 |
| | | | | | | 40 |
| | | | | | | 3,420 |
| | | | | | | Number Rejected |
| | | | | | | Number Counted |

Report of Provisional Ballots

Total Provisional Ballots Issued Townwide 81

Official Check List Report

Total Number of Names on Official Check List 50,796

(Names on the ACTIVE registry list and names restored to the ACTIVE list on election day; also overseas ballot applicants)

Total Number of Names Checked as Having Voted 35,351

(Total of the name-by-name count of ALL names checked on the official check list as having voted by machine, by absentee ballot, and by overseas ballot -- including names checked at the absentee ballot central counting location, if any.)


Total Votes for Governor/President

ALL Candidates


→ 34,592 ← This Number Should be less than or Equal to This Number

List of Votes Certified By

Sign Here


Signature of Head Moderator -- Presiding Officer

Head Moderator's Home Tel#


Print Head Moderator's Name

Head Moderator's Work Tel#

(860)778-9983

Notice to Head Moderator

- Preliminary Report: Head Moderator or Registrar of Voters is requested to FAX ALL RETURN FORMS to (860) 509-6127 (alternates: 509-6230, 509-6131) as soon as possible after polls close. This Fax report does not replace the required official filing (see below).
- MANDATORY OFFICIAL FILING: Head Moderator must make a duplicate set of all returns and sign both sets. Head Moderator must seal and deliver one complete signed set of these returns immediately by hand to the Secretary of the State, Election Services Division, 2nd floor, 30 Trinity St., Hartford, not later than 6 PM, Nov 05, 2008 or to the State Police not later than 4PM Nov 05, 2008. Alternatively, if Head Moderator faxes the preliminary report, as described above, Head Moderator can send a complete signed set of returns by mail to Secretary of the State to be received by the Friday after the election. If late, the moderator must pay a late fee of \$50.
- Head Moderator must deliver the other complete signed set of these returns to the Town Clerk on or before Nov 05, 2008.

November 04, 2008

REVISED REPORT
November 6, 2008

Notes:

1. Enter total votes in the boxes directly below each candidate's name. If the candidate received no votes, enter 0 (zero). DO NOT enter anything in a box which does not have a candidate's name directly above it.

2. Write-in votes for a candidate appearing on the ballot should be added into the candidate's total votes as reported on this form. Write-in votes for Registered Write-in Candidates are reported on a separate form.

At the State Election in the town of Hartford legally warned and held on November 04, 2008, the following candidates received the number of votes annexed to their names respectively:

Presidential Electors For

Congressional District

1

Republican

Democratic

Independent

McCain

Obama

Nader

Palin

Biden

Gonzalez

2,686

31,741

165

Write-In

Write-In

Write-In

Baldwin

Calero

McKinney

Castle

Kennedy

Clemente

1

-0-

2

Write-In

Moore

Alexander

2

Representative in Congress

Congressional District

1

Republican

Democratic

Green

Joe Visconti

John B. Larson

Stephen E.D. Fournier

1,800

23,209

1,016

Working Families

Write-In

John B. Larson

Matthew Coleman

2,049

-0-

November 04, 2008

Notes:

1. Enter total votes in the boxes directly below each candidate's name. If the candidate received no votes, enter 0 (zero). DO NOT enter anything in a box which does not have a candidate's name directly above it.

2. Write-in votes for a candidate appearing on the ballot should be added into the candidate's total votes as reported on this form. Write-in votes for Registered Write-in Candidates are reported on a separate form.

At the State Election in the town of Hartford legally warned and held on November 04, 2008, the following candidates received the number of votes annexed to their names respectively:

State Senator

Senatorial District

1

Republican

Democratic

Green

Barbara J. Ruhe

John W. Fonfara

S. Michael DeRosa

1,382

12,450

617

Working Families

John W. Fonfara

1,111

Senatorial District

2

Republican

Democratic

Working Families

Veronica Airey-Wilson

Eric D. Coleman

Eric D. Coleman

2,100

10,298

1,348

November 04, 2008

Notes:

1. Enter total votes in the boxes directly below each candidate's name. If the candidate received no votes, enter 0 (zero). DO NOT enter anything in a box which does not have a candidate's name directly above it.

2. Write-in votes for a candidate appearing on the ballot should be added into the candidate's total votes as reported on this form. Write-in votes for Registered Write-in Candidates are reported on a separate form.

At the State Election in the town of Hartford legally warned and held on November 04, 2008, the following candidates received the number of votes annexed to their names respectively:

Assembly District 7

Democratic

Douglas McCrory

5,049

Registrar of Voters

Town 0

Hartford

Republican

Democratic

Working Families

Salvatore A. Bramante

Olga Iris Vazquez

Urania Petit

2,315

21,272

2,541

Sign Here

List of Votes Certified By

[Handwritten Signature]

November 04, 2008

Head Moderator's Return
Amendment & Statistics

Report of Absentee Ballots

Number Received from Town Clerk

| | | | |
|---|---|----------|-------|
| Absentee (Including Civilian, Postage-Free Armed Forces, etc.) | Presidential (Including Civilian, Postage-Free Armed Forces, etc.) | Overseas | |
| 1,878 | 1,354 | 114 | 1 |
| | | | = |
| | | | 3,460 |
| | | | 40 |
| | | | 3,420 |

Number Rejected

Number Counted

Report of Provisional Ballots

Total Provisional Ballots Issued Townwide 81

Official Check List Report

Total Number of Names on Official Check List 50,796

(Names on the ACTIVE registry list and names restored to the ACTIVE list on election day; also overseas ballot applicants)

Total Number of Names Checked as Having Voted 35,351

(Total of the name-by-name count of ALL names checked on the official check list as having voted by machine, by absentee ballot, and by oversea ballot – including names checked at the absentee ballot central counting location, if any.)

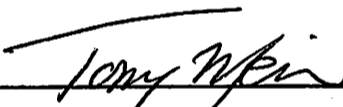
Total Votes for Governor/President

ALL Candidates

→ 34,592 ← This Number Should be less than or Equal to This Number

List of Votes Certified By

Sign Here



Signature of Head Moderator - - Presiding Officer

Head Moderator's Home Tel#



Print Head Moderator's Name

Head Moderator's Work Tel#

(860) 778-9983

Notice to Head Moderator

1. Preliminary Report: Head Moderator or Registrar of Voters is requested to FAX ALL RETURN FORMS to (860) 509-6127 (alternates: 509-6230, 509-6131) as soon as possible after polls close. This Fax report does not replace the required official filling (see below).
2. MANDATORY OFFICIAL FILING: Head Moderator must make a duplicate set of all returns and sign both sets. Head Moderator must seal and deliver one complete signed set of these returns immediately by hand to the Secretary of the State, Election Services Division, 2nd floor, 30 Trinity St., Hartford, not later then 6 PM, Nov 05, 2008 or to the State Police not later than 4PM Nov 05, 2008 . Alternatively, if Head Moderator faxes the preliminary report, as described above , Head Moderator can send a complete signed set of returns by mail to Secretary of the State to be received by the Friday after the election. If late, the moderator must pay a late fee of \$50.
3. Head Moderator must deliver the other complete signed set of these returns to the Town Clerk on or before Nov 05, 2008.

November 04, 2008

Notes:

1. Enter total votes in the boxes directly below each candidate's name. If the candidate received no votes, enter 0 (zero). DO NOT enter anything in a box which does not have a candidate's name directly above it.

2. Write-in votes for a candidate appearing on the ballot should be added into the candidate's total votes as reported on this form. Write-in votes for Registered Write-in Candidates are reported on a separate form.

At the State Election in the town of Hartford legally warned and held on November 04, 2008, the following candidates received the number of votes annexed to their names respectively:

Presidential Electors For

Congressional District

1

Republican

Democratic

Independent

McCain

Obama

Nader

Palin

Biden

Gonzalez

2,686

31,741

165

Write-In

Write-In

Write-In

Baldwin

Calero

McKinney

Castle

Kennedy

Clemente

Write-In

Moore

Alexander

Representative in Congress

Congressional District

1

Republican

Democratic

Green

Joe Visconti

John B. Larson

Stephen E.D. Fournier

1,800

23,209

1,016

Working Families

Write-In

John B. Larson

Matthew Coleman

2,049

November 04, 2008

Notes:

1. Enter total votes in the boxes directly below each candidate's name. If the candidate received no votes, enter 0 (zero). DO NOT enter anything in a box which does not have a candidate's name directly above it.

2. Write-in votes for a candidate appearing on the ballot should be added into the candidate's total votes as reported on this form. Write-in votes for Registered Write-in Candidates are reported on a separate form.

At the State Election in the town of Hartford legally warned and held on November 04, 2008, the following candidates received the number of votes annexed to their names respectively:

| |
|----------------------|
| State Senator |
|----------------------|

Senatorial District

1

Republican

Democratic

Green

Barbara J. Ruhe

John W. Fonfara

S. Michael DeRosa

1,382

12,450

617

Working Families

John W. Fonfara

1,111

Senatorial District

2

Republican

Democratic

Working Families

Veronica Airey-Wilson

Eric D. Coleman

Eric D. Coleman

2,100

10,298

1,348

November 04, 2008

Notes:

1. Enter total votes in the boxes directly below each candidate's name. If the candidate received no votes, enter 0 (zero). DO NOT enter anything in a box which does not have a candidate's name directly above it.

2. Write-in votes for a candidate appearing on the ballot should be added into the candidate's total votes as reported on this form. Write-in votes for Registered Write-in Candidates are reported on a separate form.

At the State Election in the town of Hartford legally warned and held on November 04, 2008, the following candidates received the number of votes annexed to their names respectively:

| |
|-----------------------------|
| State Representative |
|-----------------------------|

| | |
|---------------------------|------------------|
| Assembly District | 1 |
| Connecticut For Lieberman | Democratic |
| Mark A. Friedman | Kenneth P. Green |

| | |
|-----|-------|
| 214 | 3,239 |
|-----|-------|

| | |
|--------------------------|----------|
| Assembly District | 3 |
| Democratic | |
| Minnie Gonzalez | |

| |
|-------|
| 3,628 |
|-------|

| | | |
|---------------------------|-----------------------|---------------|
| Assembly District | 4 | |
| Connecticut For Lieberman | Republican | Democratic |
| Bryce Snarski-Pierce | Vacancy in Nomination | Kelvin Roldan |

| | | |
|-----|--|-------|
| 238 | | 3,026 |
|-----|--|-------|

| | | |
|--------------------------|-----------------------|-----------------------|
| Assembly District | 5 | |
| Democratic | Petitioning Candidate | Petitioning Candidate |
| Marie Lopez Kirkley-Bey | Larry Charles | Craig T. Stallings |

| | | |
|-------|-----|----|
| 4,147 | 821 | 87 |
|-------|-----|----|

| | |
|--------------------------|--------------------|
| Assembly District | 6 |
| Democratic | Working Families |
| Hector Luis Robles | Hector Luis Robles |

| | |
|-------|-----|
| 4,676 | 598 |
|-------|-----|

November 04, 2008

Notes:

- 1. Enter total votes in the boxes directly below each candidate's name. If the candidate received no votes, enter 0 (zero). DO NOT enter anything in a box which does not have a candidate's name directly above it.
- 2. Write-in votes for a candidate appearing on the ballot should be added into the candidate's total votes as reported on this form. Write-in votes for Registered Write-in Candidates are reported on a separate form.

At the State Election in the town of Hartford legally warned and held on November 04, 2008, the following candidates received the number of votes annexed to their names respectively:

State Representative

Assembly District 1
 Connecticut For Lieberman Democratic
 Mark A. Friedman Kenneth P. Green

214

3,239

Assembly District 3
 Democratic
 Minnie Gonzalez

3,628

Assembly District 4
 Connecticut For Lieberman Republican Democratic
 Bryce Snarski-Pierce Vacancy in Nomination Kelvin Roldan

238

3,026

Assembly District 5
 Democratic Petitioning Candidate Petitioning Candidate
 Marie Lopez Kirkley-Bey Larry Charles Craig T. Stallings

4,147

821

87

Assembly District 6
 Democratic Working Families
 Hector Luis Robles Hector Luis Robles

4,676

598

November 04, 2008

REVISED REPORT
November 6, 2008

Notes:

1. Enter total votes in the boxes directly below each candidate's name. If the candidate received no votes, enter 0 (zero). DO NOT enter anything in a box which does not have a candidate's name directly above it.

2. Write-in votes for a candidate appearing on the ballot should be added into the candidate's total votes as reported on this form. Write-in votes for Registered Write-in Candidates are reported on a separate form.

At the State Election in the town of Hartford legally wamed and held on November 04, 2008, the following candidates received the number of votes annexed to their names respectively:

Assembly District

7

Democratic

Douglas McCrory

5,049

Registrar of Voters

Town

0

Hartford

Republican

Democratic

Working Families

Salvatore A. Bramante

Olga Iris Vazquez

Urania Petit

2,315

21,272

2,541

Sign Here



List of Votes Certified By

[Signature]
November 6, 2008

CITY OF HARTFORD
ELECTION
BOARD OF EDUCATION
NOVEMBER 03 2009

CITY OF HARTFORD - Official Candidate Votes by District
Municipal Election for the Board of Education
November 03, 2009

| Voting Districts | | 1 | 2 | 3 | 4 | 5 | 6 | 7 | 8 | 9 | 10 | 11 | 12 | 13 | 14 | 15 | 16 | 17 | 18 | 19 | 20 | 21 | 22 | 23 | TOTALS | |
|---------------------------|----------------------------|------------|------------|-------------|------------|------------|------------|------------|------------|------------|------------|------------|------------|------------|------------|------------|------------|------------|------------|------------|------------|------------|------------|------------|-------------|------|
| BOARD OF EDUCATION | | | | | | | | | | | | | | | | | | | | | | | | | | |
| 1A | Nyesha McCauley | 17 | 2 | 47 | 16 | 23 | 14 | 16 | 10 | 19 | 11 | 24 | 15 | 20 | 26 | 9 | 5 | 8 | 8 | 20 | 10 | 3 | 13 | 6 | | 342 |
| 2A | Richard Barton | 9 | 4 | 51 | 12 | 27 | 7 | 8 | 10 | 15 | 9 | 25 | 15 | 16 | 23 | 11 | 6 | 4 | 6 | 13 | 6 | 7 | 9 | 8 | | 301 |
| 3A | Michael J. Fryar | 8 | 9 | 55 | 16 | 24 | 6 | 7 | 8 | 16 | 12 | 30 | 12 | 19 | 25 | 9 | 3 | 5 | 3 | 16 | 15 | 2 | 11 | 6 | | 317 |
| 1B | Lori L. Hudson | 111 | 23 | 93 | 34 | 88 | 125 | 149 | 46 | 48 | 71 | 59 | 48 | 44 | 64 | 24 | 49 | 36 | 62 | 26 | 50 | 38 | 79 | 105 | | 1472 |
| 2B | Luis Rodriguez-Davila | 63 | 18 | 51 | 32 | 69 | 65 | 67 | 54 | 68 | 89 | 47 | 52 | 52 | 71 | 22 | 50 | 51 | 65 | 25 | 34 | 40 | 56 | 67 | | 1208 |
| 3B | Albert L. Barrueco | 57 | 27 | 122 | 23 | 90 | 57 | 62 | 44 | 36 | 61 | 50 | 34 | 47 | 62 | 18 | 41 | 39 | 51 | 35 | 30 | 31 | 48 | 56 | | 1121 |
| 1C | Elizabeth Brad Noel | 89 | 33 | 195 | 60 | 134 | 65 | 155 | 40 | 42 | 47 | 79 | 60 | 52 | 60 | 15 | 27 | 21 | 32 | 62 | 52 | 13 | 46 | 62 | | 1441 |
| 2C | Robert Cotto, Jr. | 55 | 25 | 188 | 62 | 113 | 42 | 98 | 37 | 62 | 60 | 69 | 69 | 50 | 60 | 20 | 30 | 19 | 33 | 36 | 36 | 17 | 32 | 48 | | 1261 |
| 3C | Sharon Patterson-Stallings | 91 | 29 | 134 | 50 | 104 | 66 | 112 | 32 | 48 | 40 | 53 | 52 | 39 | 49 | 13 | 20 | 14 | 23 | 46 | 40 | 17 | 64 | 55 | | 1191 |
| 1D | Lillian Milly Arciniegas | 7 | 5 | 55 | 4 | 18 | 19 | 19 | 8 | 36 | 32 | 43 | 44 | 29 | 34 | 3 | 9 | 14 | 11 | 6 | 12 | 9 | 6 | 24 | | 447 |
| 2D | Mary R. Storey | 14 | 2 | 18 | 1 | 12 | 30 | 37 | 9 | 13 | 17 | 16 | 24 | 15 | 13 | 5 | 4 | 3 | 9 | 10 | 14 | 7 | 21 | 41 | | 335 |
| 3D | Cherylann Perry | 17 | 3 | 6 | 6 | 15 | 13 | 26 | 4 | 9 | 9 | 17 | 21 | 10 | 11 | 0 | 6 | 3 | 8 | 3 | 9 | 4 | 11 | 24 | | 235 |
| 1E | Ines Duke Pegeas | 14 | 4 | 12 | 5 | 9 | 23 | 69 | 5 | 3 | 6 | 9 | 8 | 5 | 9 | 1 | 7 | 1 | 1 | 3 | 9 | 0 | 11 | 19 | | 233 |
| Total: | | 552 | 184 | 1027 | 321 | 726 | 532 | 825 | 307 | 415 | 464 | 521 | 454 | 398 | 507 | 150 | 257 | 218 | 312 | 301 | 317 | 188 | 407 | 521 | 9904 | |

CITY OF HARTFORD - REGISTRARS OF VOTERS

Municipal Election for the Board of Education

November 03, 2009

| Voting District(s) | Beginning Totals | Additions/ Deletions | NewTotal | Number Voting | Not Voting | Percent Voted |
|--------------------|------------------|----------------------|--------------|---------------|--------------|---------------|
| 001 | 1967 | 1 | 1968 | 196 | 1772 | 9.96% |
| 002 | 590 | 0 | 590 | 64 | 526 | 10.85% |
| 003 | 1816 | -1 | 1815 | 359 | 1456 | 19.78% |
| 004 | 1036 | 2 | 1038 | 121 | 917 | 11.66% |
| 005 | 3091 | 1 | 3092 | 254 | 2838 | 8.21% |
| 006 | 2891 | 2 | 2893 | 192 | 2701 | 6.64% |
| 007 | 2854 | 0 | 2854 | 295 | 2559 | 10.34% |
| 008 | 2055 | 2 | 2057 | 116 | 1941 | 5.64% |
| 009 | 2585 | 2 | 2587 | 154 | 2433 | 5.95% |
| 010 | 2696 | 7 | 2703 | 168 | 2535 | 6.22% |
| 011 | 2169 | 0 | 2169 | 187 | 1982 | 8.62% |
| 012 | 2597 | 5 | 2602 | 164 | 2438 | 6.30% |
| 013 | 2257 | 4 | 2261 | 141 | 2120 | 6.24% |
| 014 | 2516 | 0 | 2516 | 181 | 2335 | 7.19% |
| 015 | 1301 | 1 | 1302 | 54 | 1248 | 4.15% |
| 016 | 1867 | 0 | 1867 | 94 | 1773 | 5.03% |
| 017 | 2557 | 2 | 2559 | 79 | 2480 | 3.09% |
| 018 | 1393 | 5 | 1398 | 109 | 1289 | 7.80% |
| 019 | 707 | -1 | 706 | 106 | 600 | 15.01% |
| 020 | 1679 | 1 | 1680 | 112 | 1568 | 6.67% |
| 021 | 1458 | 3 | 1461 | 62 | 1399 | 4.24% |
| 022 | 2599 | -2 | 2597 | 140 | 2457 | 5.39% |
| 023 | 2006 | 4 | 2010 | 179 | 1831 | 8.91% |
| Total: | 46687 | 38 | 46725 | 3527 | 43198 | 7.55% |

City of Hartford Recount Listing by Candidate

Municipal Election for the Board of Education

November 03, 2009

Office: Board of Education


Seats: 4

| Lever (Name) | Total | Win/Loose Diff | Total Having Voted: 9904 | |
|---------------------------------|-------------|-------------------|--------------------------|----|
| | | | 0.5% | 50 |
| 1B (Lori L. Hudson) | 1472 | | | |
| 1C (Elizabeth Brad Noël) | 1441 | | | |
| 2C (Robert Cotto, Jr.) | 1261 | | | |
| 2B (Luis Rodriguez-Davila) | 1208 | | | |
| 3C (Sharon Patterson-Stallings) | 1191 | (17) | Automatic Recount | |
| 3B (Albert L. Barrueco) | 1121 | | | |
| 1D (Lillian Milly Arciniegas) | 447 | | | |
| 1A (Nyesha McCauley) | 342 | | | |
| 2D (Mary R. Storey) | 335 | | | |
| 3A (Michael J. Fryar) | 317 | | | |
| 2A (Richard Barton) | 301 | | | |
| 3D (Cherylann Perry) | 235 | | | |
| 1E (Ines Duke Pegeas) | 233 | | | |
| Office Totals | 9904 | | | |

Part IV - Official Check List Report

| | A. Total number of names on official check list (include only the active registry list and names restored to it on election day): | B. Total number of names checked as having voted; by machine and by absentee ballot (as counted on official check list): |
|--|---|--|
| 1. Entire Municipality: (Town, Borough, City) | _____ | _____ |
| 2. Political Subdivision if applicable (e.g., Council District, Ward, etc.): | A. Total number of names on official check list (include only the active registry list and names restored to it on election day): | B. Total number of names checked as having voted, by machine and by absentee ballot (as counted on official check list): |
| 1 _____ | 1,968 _____ | 196 _____ |
| 2 _____ | 590 _____ | 64 _____ |
| 3 _____ | 1,815 _____ | 359 _____ |
| 4 _____ | 1,038 _____ | 121 _____ |
| 5 _____ | 3,092 _____ | 254 _____ |
| 6 _____ | 2,893 _____ | 192 _____ |
| 7 _____ | 2,854 _____ | 295 _____ |
| 8 _____ | 2,057 _____ | 116 _____ |
| 9 _____ | 2,587 _____ | 154 _____ |
| 10 _____ | 2,703 _____ | 168 _____ |
| 11 _____ | 2,169 _____ | 187 _____ |
| 12 _____ | 2,602 _____ | 164 _____ |
| 13 _____ | 2,261 _____ | 141 _____ |
| 14 _____ | 2,516 _____ | 181 _____ |
| 15 _____ | 1,302 _____ | 54 _____ |
| 16 _____ | 1,867 _____ | 94 _____ |
| 17 _____ | 2,559 _____ | 79 _____ |
| 18 _____ | 1,398 _____ | 109 _____ |
| 19 _____ | 706 _____ | 106 _____ |
| 20 _____ | 1,680 _____ | 112 _____ |
| 21 _____ | 1,461 _____ | 62 _____ |
| 22 _____ | 2,597 _____ | 140 _____ |
| 23 _____ | 2,010 _____ | 179 _____ |

I hereby certify that the foregoing are the returns of the municipal election in the above-named municipality, legally warned and held on NOVEMBER 3, 2009

SIGN HERE: X 

NOVEMBER 4, 2009
Date

EUGENE CIMIANO
Print name

X Head Moderator [-check one-] Moderator

Head Moderator's/ Moderator's Telephone Numbers:

860-296-0508 (Home) N/A (Work)

State of Connecticut
Office of the Secretary of the State
Legislation & Elections Administration Division

PRESCRIBED FORM FOR RETURN OF VOTES CAST AT A MUNICIPAL ELECTION
(C.G.S. §9-314(b))

ONE SET of return forms is enclosed. After all entries have been completed and proofread and any corrections made, the complete set of returns should be photocopied and both sets signed in the original by the Head Moderator, or Moderator in municipalities with only a single voting district, at each place indicated and deliver one set of such returns either (1) by fax to the Secretary of the State by 12:00 midnight on Election Day and then deliver such return to the Secretary of the State not later than the third day after the election (no later than Friday after a Tuesday election), or (2) by hand delivery to the Secretary of the State, Legislation & Elections Administration Division, 30 Trinity Street, P.O. Box 150470, Hartford, CT 06115-0470 not later than 6:00 p.m. of the day after the election, (Wednesday, November 4, 2009) or to the State Police not later than 4:00 p.m. Wednesday, November 4 and to deliver the other set to the Town Clerk on or before November 4, 2009. Use additional pages, if necessary.

City
Town of **HARTFORD**
Borough

Date of Election: November 3, 2009

Part I - Candidates on Ballot

| <u>Office Designation</u> (from ballot label, including political subdivision, if applicable--e.g., Council District, Ward, etc.) | <u>Candidate</u> (from ballot label) | <u>Party</u> (from ballot label) | <u>Number of Votes Received</u> (including write-in votes specified below)* |
|--|---|-------------------------------------|--|
| BOARD OF EDUCATION | NYESHA McCAULEY | REPUBLICAN | 342 |
| " " " | RICHARD BARTON | REPUBLICAN | 301 |
| " " " | MICHAEL J. FRYAR | REPUBLICAN | 317 |
| " " " | LORI L. HUDSON | DEMOCRAT | 1,472 |
| " " " | LUIS RODRIGUEZ -DAVILA | DEMOCRAT | 1,208 |
| " " " | ALBERT L. BARRUECO | DEMOCRAT | 1,121 |
| " " " | ELIZABETH BRAD NOEL | WORKING FAMILIES | 1,441 |
| " " " | ROBERT COTTO, JR. | WORKING FAMILIES | 1,261 |
| " " " | SHARON PATTERSON - STALLINGS | WORKING FAMILIES | 1,191 |
| " " " | LILLIAN MILLY | PARENTS CHOICE | 447 |
| " " " | ARCINIEGAS | | |
| " " " | MARY R. STOREY | PARENTS CHOICE | 335 |
| " " " | CHERYLANN PERRY | PARENTS CHOICE | 235 |
| " " " | INES DUKE PEGEAS | PETITIONING CANDIDATE | 233 |

RECEIVED
CITY OF HARTFORD
2009 NOV 16 AM 10:42
REGISTRARS OF VOTERS

Include write-in votes cast for candidates for any office, provided the write-in vote on any single ballot doesn't result in two votes being cast for the same candidate for the same office.

FORM V (Rev. 7/04)
ELECTION

ELECTION RECANVASS / PROVISIONAL BALLOT RETURN FORM

TO: Secretary of the State
30 Trinity Street
Hartford, Connecticut 06106

Attention: Election Services Division

Town} _____
City of} HARTFORD
Borough} _____

Date of Recanvass: 11/09/2009

2009 NOV 10 A 11:40
TOWN & CITY CLERK
HARTFORD

Number of Provisional Ballots: Received N/A Counted N/A Rejected N/A

I certify that on the date above, a recanvass/provisional ballot count was made of the votes cast at the MUNICIPAL election for the office(s) specified below, and that at said recanvass/ provisional ballot count the following candidates received the number of votes indicated:

| OFFICES(S) (Including District) | CANDIDATES | PARTY | VOTE TOTALS BEFORE RECOUNT | TOTAL PROVISIONAL BALLOT VOTE | TOTAL VOTES AFTER RECOUNT (Including Provisional Ballots and Write-in votes for Candidates Listed) |
|------------------------------------|------------------------------|-------|----------------------------------|-------------------------------------|--|
| BOARD OF EDUCATION | | | | | |
| ***** | NYESHA McCAULEY | REP | 342 | N/A | 348 |
| ***** | RICHARD BARTON | REP | 301 | N/A | 306 |
| ***** | MICHAEL J. FRYAR | REP | 317 | N/A | 321 |
| ***** | LORI L. HUDSON | DEM | 1472 | N/A | 1487 |
| ***** | LUIS RODRIGUEZ- DAVILA | DEM | 1208 | N/A | 1219 |
| ***** | ALBERT L. BARRUECO | DEM | 1121 | N/A | 1133 |
| ***** | ELIZABETH BRAD NOEL | *WF | 1441 | N/A | 1448 |
| ***** | ROBERT COTTO, JR | *WF | 1261 | N/A | 1265 |

DEMOCRATIC TOWN COMMITTEE PRIMARY
MARCH 2, 2010

CITY OF HARTFORD - Official Candidate Votes by District

Democratic Town Committee Primary in Assembly Districts# 4,5, and 7. NO PARTY ENDORSED

March 02, 2010

| Voting Districts | 1 | 2 | 3 | 4 | 5 | 6 | 7 | 8 | 9 | 10 | 11 | 12 | 13 | 14 | 15 | 16 | 17 | 18 | 19 | 20 | 21 | 22 | 23 | TOTALS | |
|---|---|---|---|---|---|---|---|---|---|----|----|----|----|----|-----|-----|-----|------|----|----|----|----|----|--------|------|
| TOWN COMMITTEE - ASSEMBLY DISTRICT 4 | | | | | | | | | | | | | | | | | | | | | | | | | |
| 1B Edwin Escribano | 0 | 0 | 0 | 0 | 0 | 0 | 0 | 0 | 0 | 0 | 0 | 0 | 0 | 0 | 22 | 34 | 42 | 61 | 0 | 0 | 0 | 0 | 0 | 0 | 159 |
| 2B Homayra Gomez | 0 | 0 | 0 | 0 | 0 | 0 | 0 | 0 | 0 | 0 | 0 | 0 | 0 | 0 | 19 | 29 | 42 | 58 | 0 | 0 | 0 | 0 | 0 | 0 | 148 |
| 3B Migdalia Gomez | 0 | 0 | 0 | 0 | 0 | 0 | 0 | 0 | 0 | 0 | 0 | 0 | 0 | 0 | 20 | 33 | 48 | 59 | 0 | 0 | 0 | 0 | 0 | 0 | 160 |
| 4B Jose U. Morales | 0 | 0 | 0 | 0 | 0 | 0 | 0 | 0 | 0 | 0 | 0 | 0 | 0 | 0 | 20 | 34 | 46 | 62 | 0 | 0 | 0 | 0 | 0 | 0 | 162 |
| 5B Willie C. Owens | 0 | 0 | 0 | 0 | 0 | 0 | 0 | 0 | 0 | 0 | 0 | 0 | 0 | 0 | 18 | 32 | 44 | 56 | 0 | 0 | 0 | 0 | 0 | 0 | 150 |
| 6B Apolinar Rosario-Tirado | 0 | 0 | 0 | 0 | 0 | 0 | 0 | 0 | 0 | 0 | 0 | 0 | 0 | 0 | 16 | 26 | 44 | 55 | 0 | 0 | 0 | 0 | 0 | 0 | 141 |
| 7B Luz V. Sullivan | 0 | 0 | 0 | 0 | 0 | 0 | 0 | 0 | 0 | 0 | 0 | 0 | 0 | 0 | 23 | 31 | 50 | 70 | 0 | 0 | 0 | 0 | 0 | 0 | 174 |
| 8B Elvis R. Tejada | 0 | 0 | 0 | 0 | 0 | 0 | 0 | 0 | 0 | 0 | 0 | 0 | 0 | 0 | 19 | 27 | 43 | 56 | 0 | 0 | 0 | 0 | 0 | 0 | 145 |
| 9B Sammy Vazquez | 0 | 0 | 0 | 0 | 0 | 0 | 0 | 0 | 0 | 0 | 0 | 0 | 0 | 0 | 20 | 34 | 50 | 59 | 0 | 0 | 0 | 0 | 0 | 0 | 163 |
| 1C Frederick L. Anderson | 0 | 0 | 0 | 0 | 0 | 0 | 0 | 0 | 0 | 0 | 0 | 0 | 0 | 0 | 34 | 40 | 54 | 54 | 0 | 0 | 0 | 0 | 0 | 0 | 182 |
| 2C Ralph Arena | 0 | 0 | 0 | 0 | 0 | 0 | 0 | 0 | 0 | 0 | 0 | 0 | 0 | 0 | 36 | 38 | 52 | 53 | 0 | 0 | 0 | 0 | 0 | 0 | 179 |
| 3C Sean P. Arena | 0 | 0 | 0 | 0 | 0 | 0 | 0 | 0 | 0 | 0 | 0 | 0 | 0 | 0 | 38 | 35 | 50 | 52 | 0 | 0 | 0 | 0 | 0 | 0 | 175 |
| 4C Andre Caban | 0 | 0 | 0 | 0 | 0 | 0 | 0 | 0 | 0 | 0 | 0 | 0 | 0 | 0 | 32 | 36 | 56 | 50 | 0 | 0 | 0 | 0 | 0 | 0 | 174 |
| 5C Gloria M. Pimental | 0 | 0 | 0 | 0 | 0 | 0 | 0 | 0 | 0 | 0 | 0 | 0 | 0 | 0 | 35 | 37 | 55 | 55 | 0 | 0 | 0 | 0 | 0 | 0 | 182 |
| 6C Kelvin Roldan | 0 | 0 | 0 | 0 | 0 | 0 | 0 | 0 | 0 | 0 | 0 | 0 | 0 | 0 | 42 | 45 | 72 | 66 | 0 | 0 | 0 | 0 | 0 | 0 | 225 |
| 7C Scott Edward Santucci | 0 | 0 | 0 | 0 | 0 | 0 | 0 | 0 | 0 | 0 | 0 | 0 | 0 | 0 | 35 | 39 | 53 | 44 | 0 | 0 | 0 | 0 | 0 | 0 | 171 |
| 8C Barbara Silva | 0 | 0 | 0 | 0 | 0 | 0 | 0 | 0 | 0 | 0 | 0 | 0 | 0 | 0 | 37 | 36 | 59 | 58 | 0 | 0 | 0 | 0 | 0 | 0 | 190 |
| 9C Edison Silva | 0 | 0 | 0 | 0 | 0 | 0 | 0 | 0 | 0 | 0 | 0 | 0 | 0 | 0 | 36 | 33 | 54 | 55 | 0 | 0 | 0 | 0 | 0 | 0 | 178 |
| Total: | 0 | 0 | 0 | 0 | 0 | 0 | 0 | 0 | 0 | 0 | 0 | 0 | 0 | 0 | 502 | 619 | 914 | 1023 | 0 | 0 | 0 | 0 | 0 | 0 | 3058 |

174
145
163
182
179
175
174

2010 MAR - 3 P 3:34

TOWN & CITY CLERK
HARTFORD

TOWN COMMITTEE - ASSEMBLY DISTRICT 5

| | | | | | | | | | | | | | | | | | | | | | | | | |
|----------------------|---|---|---|---|---|---|---|---|---|---|---|---|---|---|---|---|---|---|---|----|----|----|----|-----|
| 1B W. Michael Downes | 0 | 0 | 0 | 0 | 0 | 0 | 0 | 0 | 0 | 0 | 0 | 0 | 0 | 0 | 0 | 0 | 0 | 0 | 6 | 27 | 48 | 59 | 75 | 215 |
|----------------------|---|---|---|---|---|---|---|---|---|---|---|---|---|---|---|---|---|---|---|----|----|----|----|-----|

CITY OF HARTFORD - Official Candidate Votes by District
Democratic Town Committee Primary in Assembly Districts# 4,5, and 7. NO PARTY ENDORSED
March 02, 2010

| Voting Districts | 1 | 2 | 3 | 4 | 5 | 6 | 7 | 8 | 9 | 10 | 11 | 12 | 13 | 14 | 15 | 16 | 17 | 18 | 19 | 20 | 21 | 22 | 23 | TOTALS | |
|---|-------------------------|---|---|---|---|---|---|---|---|----|----|----|----|----|----|----|----|----|----|----|----|-----|----|--------|-----|
| TOWN COMMITTEE - ASSEMBLY DISTRICT 5 | | | | | | | | | | | | | | | | | | | | | | | | | |
| 2B | Juanita M. Giles | 0 | 0 | 0 | 0 | 0 | 0 | 0 | 0 | 0 | 0 | 0 | 0 | 0 | 0 | 0 | 0 | 0 | 0 | 4 | 27 | 49 | 67 | 88 | 235 |
| 3B | Glendowlyn L. Hall | 0 | 0 | 0 | 0 | 0 | 0 | 0 | 0 | 0 | 0 | 0 | 0 | 0 | 0 | 0 | 0 | 0 | 0 | 9 | 28 | 51 | 67 | 84 | 239 |
| 4B | Ashley J. Johnson | 0 | 0 | 0 | 0 | 0 | 0 | 0 | 0 | 0 | 0 | 0 | 0 | 0 | 0 | 0 | 0 | 0 | 0 | 4 | 27 | 44 | 64 | 86 | 225 |
| 5B | Joseph L. Martinez | 0 | 0 | 0 | 0 | 0 | 0 | 0 | 0 | 0 | 0 | 0 | 0 | 0 | 0 | 0 | 0 | 0 | 0 | 3 | 26 | 49 | 57 | 66 | 201 |
| 6B | Brandon L. McGee, Jr. | 0 | 0 | 0 | 0 | 0 | 0 | 0 | 0 | 0 | 0 | 0 | 0 | 0 | 0 | 0 | 0 | 0 | 0 | 5 | 26 | 48 | 70 | 96 | 245 |
| 7B | Charles F. Oxley | 0 | 0 | 0 | 0 | 0 | 0 | 0 | 0 | 0 | 0 | 0 | 0 | 0 | 0 | 0 | 0 | 0 | 0 | 5 | 23 | 46 | 59 | 66 | 199 |
| 8B | Paul M. Ritter | 0 | 0 | 0 | 0 | 0 | 0 | 0 | 0 | 0 | 0 | 0 | 0 | 0 | 0 | 0 | 0 | 0 | 0 | 8 | 28 | 51 | 61 | 93 | 241 |
| 9B | Olga Iris Vazquez | 0 | 0 | 0 | 0 | 0 | 0 | 0 | 0 | 0 | 0 | 0 | 0 | 0 | 0 | 0 | 0 | 0 | 0 | 4 | 26 | 55 | 64 | 80 | 229 |
| 10B | Radames V. Vazquez | 0 | 0 | 0 | 0 | 0 | 0 | 0 | 0 | 0 | 0 | 0 | 0 | 0 | 0 | 0 | 0 | 0 | 0 | 3 | 27 | 53 | 65 | 79 | 227 |
| 11B | Charlene Williams | 0 | 0 | 0 | 0 | 0 | 0 | 0 | 0 | 0 | 0 | 0 | 0 | 0 | 0 | 0 | 0 | 0 | 0 | 6 | 26 | 49 | 65 | 94 | 240 |
| 12B | Ludella Perry Williams | 0 | 0 | 0 | 0 | 0 | 0 | 0 | 0 | 0 | 0 | 0 | 0 | 0 | 0 | 0 | 0 | 0 | 0 | 4 | 26 | 49 | 64 | 99 | 242 |
| 1C | Mamie M. Bell | 0 | 0 | 0 | 0 | 0 | 0 | 0 | 0 | 0 | 0 | 0 | 0 | 0 | 0 | 0 | 0 | 0 | 0 | 86 | 34 | 110 | 39 | 114 | 383 |
| 2C | Alffe Blake | 0 | 0 | 0 | 0 | 0 | 0 | 0 | 0 | 0 | 0 | 0 | 0 | 0 | 0 | 0 | 0 | 0 | 0 | 87 | 42 | 104 | 27 | 82 | 342 |
| 3C | Donald S. Brown, Jr | 0 | 0 | 0 | 0 | 0 | 0 | 0 | 0 | 0 | 0 | 0 | 0 | 0 | 0 | 0 | 0 | 0 | 0 | 89 | 35 | 110 | 32 | 100 | 366 |
| 4C | Julio A. Concepcion | 0 | 0 | 0 | 0 | 0 | 0 | 0 | 0 | 0 | 0 | 0 | 0 | 0 | 0 | 0 | 0 | 0 | 0 | 89 | 35 | 112 | 21 | 71 | 328 |
| 5C | Eric Crawford | 0 | 0 | 0 | 0 | 0 | 0 | 0 | 0 | 0 | 0 | 0 | 0 | 0 | 0 | 0 | 0 | 0 | 0 | 91 | 35 | 108 | 34 | 103 | 371 |
| 6C | Marc A. DiBella | 0 | 0 | 0 | 0 | 0 | 0 | 0 | 0 | 0 | 0 | 0 | 0 | 0 | 0 | 0 | 0 | 0 | 0 | 91 | 32 | 110 | 27 | 78 | 338 |
| 7C | Steven M.Harris | 0 | 0 | 0 | 0 | 0 | 0 | 0 | 0 | 0 | 0 | 0 | 0 | 0 | 0 | 0 | 0 | 0 | 0 | 91 | 42 | 112 | 39 | 110 | 394 |
| 8C | Georgiana E. Holloway | 0 | 0 | 0 | 0 | 0 | 0 | 0 | 0 | 0 | 0 | 0 | 0 | 0 | 0 | 0 | 0 | 0 | 0 | 82 | 36 | 115 | 34 | 82 | 349 |
| 9C | Marie Lopez Kirkley-Bey | 0 | 0 | 0 | 0 | 0 | 0 | 0 | 0 | 0 | 0 | 0 | 0 | 0 | 0 | 0 | 0 | 0 | 0 | 88 | 51 | 113 | 40 | 99 | 391 |
| 10C | Frank Xavier Sentner | 0 | 0 | 0 | 0 | 0 | 0 | 0 | 0 | 0 | 0 | 0 | 0 | 0 | 0 | 0 | 0 | 0 | 0 | 87 | 36 | 101 | 27 | 72 | 323 |

CITY OF HARTFORD - Official Candidate Votes by District

Democratic Town Committee Primary in Assembly Districts# 4,5, and 7. NO PARTY ENDORSED

March 02, 2010

| Voting Districts | 1 | 2 | 3 | 4 | 5 | 6 | 7 | 8 | 9 | 10 | 11 | 12 | 13 | 14 | 15 | 16 | 17 | 18 | 19 | 20 | 21 | 22 | 23 | TOTALS | |
|---|--------------------------|----------|----------|----------|----------|----------|----------|----------|----------|----------|----------|----------|----------|----------|----------|----------|----------|----------|----------|-------------|------------|-------------|-------------|-------------|-------------|
| TOWN COMMITTEE - ASSEMBLY DISTRICT 5 | | | | | | | | | | | | | | | | | | | | | | | | | |
| 11C | Clorinda Soldevila | 0 | 0 | 0 | 0 | 0 | 0 | 0 | 0 | 0 | 0 | 0 | 0 | 0 | 0 | 0 | 0 | 0 | 0 | 86 | 33 | 112 | 28 | 70 | 329 |
| 12C | Rebecca A. Wareing | 0 | 0 | 0 | 0 | 0 | 0 | 0 | 0 | 0 | 0 | 0 | 0 | 0 | 0 | 0 | 0 | 0 | 0 | 90 | 34 | 108 | 28 | 74 | 334 |
| Total: | | 0 | 0 | 0 | 0 | 0 | 0 | 0 | 0 | 0 | 0 | 0 | 0 | 0 | 0 | 0 | 0 | 0 | 0 | 1118 | 762 | 1907 | 1138 | 2061 | 6986 |
| TOWN COMMITTEE - ASSEMBLY DISTRICT 7 | | | | | | | | | | | | | | | | | | | | | | | | | |
| 1B | Paul Basch | 0 | 0 | 0 | 0 | 106 | 75 | 81 | 0 | 0 | 0 | 0 | 0 | 0 | 0 | 0 | 0 | 0 | 0 | 0 | 0 | 0 | 0 | 0 | 262 |
| 2B | Karen Cato | 0 | 0 | 0 | 0 | 79 | 69 | 78 | 0 | 0 | 0 | 0 | 0 | 0 | 0 | 0 | 0 | 0 | 0 | 0 | 0 | 0 | 0 | 0 | 226 |
| 3B | Darrell S. Garner | 0 | 0 | 0 | 0 | 89 | 72 | 78 | 0 | 0 | 0 | 0 | 0 | 0 | 0 | 0 | 0 | 0 | 0 | 0 | 0 | 0 | 0 | 0 | 239 |
| 4B | Carl Hardrick | 0 | 0 | 0 | 0 | 82 | 84 | 102 | 0 | 0 | 0 | 0 | 0 | 0 | 0 | 0 | 0 | 0 | 0 | 0 | 0 | 0 | 0 | 0 | 268 |
| 5B | Prenzina Raines Holloway | 0 | 0 | 0 | 0 | 69 | 83 | 67 | 0 | 0 | 0 | 0 | 0 | 0 | 0 | 0 | 0 | 0 | 0 | 0 | 0 | 0 | 0 | 0 | 219 |
| 6B | Shawn R. Holloway | 0 | 0 | 0 | 0 | 73 | 81 | 79 | 0 | 0 | 0 | 0 | 0 | 0 | 0 | 0 | 0 | 0 | 0 | 0 | 0 | 0 | 0 | 0 | 233 |
| 7B | Douglas McCrory | 0 | 0 | 0 | 0 | 90 | 82 | 112 | 0 | 0 | 0 | 0 | 0 | 0 | 0 | 0 | 0 | 0 | 0 | 0 | 0 | 0 | 0 | 0 | 284 |
| 8B | Naomi Crawford Mckoy | 0 | 0 | 0 | 0 | 75 | 78 | 81 | 0 | 0 | 0 | 0 | 0 | 0 | 0 | 0 | 0 | 0 | 0 | 0 | 0 | 0 | 0 | 0 | 234 |
| 9B | Judith A. Pegram | 0 | 0 | 0 | 0 | 68 | 68 | 69 | 0 | 0 | 0 | 0 | 0 | 0 | 0 | 0 | 0 | 0 | 0 | 0 | 0 | 0 | 0 | 0 | 205 |
| 10B | Shirley A. Surgeon | 0 | 0 | 0 | 0 | 85 | 80 | 85 | 0 | 0 | 0 | 0 | 0 | 0 | 0 | 0 | 0 | 0 | 0 | 0 | 0 | 0 | 0 | 0 | 250 |
| 11B | Donna Thompson-Daniel | 0 | 0 | 0 | 0 | 72 | 73 | 75 | 0 | 0 | 0 | 0 | 0 | 0 | 0 | 0 | 0 | 0 | 0 | 0 | 0 | 0 | 0 | 0 | 220 |
| 12B | Louis Watkins, Jr. | 0 | 0 | 0 | 0 | 82 | 76 | 108 | 0 | 0 | 0 | 0 | 0 | 0 | 0 | 0 | 0 | 0 | 0 | 0 | 0 | 0 | 0 | 0 | 266 |
| 13B | Andrew Woods | 0 | 0 | 0 | 0 | 80 | 81 | 109 | 0 | 0 | 0 | 0 | 0 | 0 | 0 | 0 | 0 | 0 | 0 | 0 | 0 | 0 | 0 | 0 | 270 |
| 1C | Helen Boutte | 0 | 0 | 0 | 0 | 21 | 16 | 46 | 0 | 0 | 0 | 0 | 0 | 0 | 0 | 0 | 0 | 0 | 0 | 0 | 0 | 0 | 0 | 0 | 83 |
| 2C | Jacqueline Baskin Bryant | 0 | 0 | 0 | 0 | 23 | 28 | 54 | 0 | 0 | 0 | 0 | 0 | 0 | 0 | 0 | 0 | 0 | 0 | 0 | 0 | 0 | 0 | 0 | 105 |
| 3C | Yvonne Daniels | 0 | 0 | 0 | 0 | 22 | 21 | 45 | 0 | 0 | 0 | 0 | 0 | 0 | 0 | 0 | 0 | 0 | 0 | 0 | 0 | 0 | 0 | 0 | 88 |
| 4C | Douglas J. Green | 0 | 0 | 0 | 0 | 33 | 28 | 65 | 0 | 0 | 0 | 0 | 0 | 0 | 0 | 0 | 0 | 0 | 0 | 0 | 0 | 0 | 0 | 0 | 126 |

CITY OF HARTFORD - Official Candidate Votes by District
 Democratic Town Committee Primary in Assembly Districts# 4,5, and 7. NO PARTY ENDORSED
 March 02, 2010

| Voting Districts | | 1 | 2 | 3 | 4 | 5 | 6 | 7 | 8 | 9 | 10 | 11 | 12 | 13 | 14 | 15 | 16 | 17 | 18 | 19 | 20 | 21 | 22 | 23 | TOTALS |
|---|------------------|----------|----------|----------|----------|-------------|-------------|-------------|----------|----------|----------|----------|----------|----------|----------|----------|----------|----------|----------|----------|----------|----------|----------|----------|-------------|
| TOWN COMMITTEE - ASSEMBLY DISTRICT 7 | | | | | | | | | | | | | | | | | | | | | | | | | |
| 5C | Nicki A. Webster | 0 | 0 | 0 | 0 | 19 | 11 | 38 | 0 | 0 | 0 | 0 | 0 | 0 | 0 | 0 | 0 | 0 | 0 | 0 | 0 | 0 | 0 | 0 | 68 |
| Total: | | 0 | 0 | 0 | 0 | 1168 | 1106 | 1372 | 0 | 0 | 0 | 0 | 0 | 0 | 0 | 0 | 0 | 0 | 0 | 0 | 0 | 0 | 0 | 0 | 3646 |

CITY OF HARTFORD - REGISTRARS OF VOTERS

atic Town Committee Primary in Assembly Districts# 4,5, and 7. NO PARTY END

March 02, 2010

| Voting District(s) | Beginning Totals | Additions/ Deletions | NewTotal | Number Voting | Not Voting | Percent Voted |
|--------------------|------------------|----------------------|--------------|---------------|--------------|---------------|
| 001 | 0 | 0 | 0 | 0 | 0 | 0.00% |
| 002 | 0 | 0 | 0 | 0 | 0 | 0.00% |
| 003 | 0 | 0 | 0 | 0 | 0 | 0.00% |
| 004 | 0 | 0 | 0 | 0 | 0 | 0.00% |
| 005 | 2169 | -2 | 2167 | 144 | 2023 | 6.65% |
| 006 | 2253 | 2 | 2255 | 121 | 2134 | 5.37% |
| 007 | 2218 | 0 | 2218 | 142 | 2076 | 6.40% |
| 008 | 0 | 0 | 0 | 0 | 0 | 0.00% |
| 009 | 0 | 0 | 0 | 0 | 0 | 0.00% |
| 010 | 0 | 0 | 0 | 0 | 0 | 0.00% |
| 011 | 0 | 0 | 0 | 0 | 0 | 0.00% |
| 012 | 0 | 0 | 0 | 0 | 0 | 0.00% |
| 013 | 0 | 0 | 0 | 0 | 0 | 0.00% |
| 014 | 0 | 0 | 0 | 0 | 0 | 0.00% |
| 015 | 869 | 2 | 871 | 62 | 809 | 7.12% |
| 016 | 1451 | 1 | 1452 | 79 | 1373 | 5.44% |
| 017 | 1735 | 2 | 1737 | 118 | 1619 | 6.79% |
| 018 | 1077 | 5 | 1082 | 127 | 955 | 11.74% |
| 019 | 424 | 0 | 424 | 99 | 325 | 23.35% |
| 020 | 1233 | 0 | 1233 | 82 | 1151 | 6.65% |
| 021 | 1216 | 3 | 1219 | 180 | 1039 | 14.77% |
| 022 | 2072 | 3 | 2075 | 106 | 1969 | 5.11% |
| 023 | 1642 | 2 | 1644 | 203 | 1441 | 12.35% |
| Total: | 18359 | 18 | 18377 | 1463 | 16914 | 7.96% |

2010 MAR - 3 P 3:34

TOWN & CITY CLERK
HARTFORD